

# **Coppell Independent School District**

## **Coppell Middle School East**

### **2018-2019 Campus Improvement Plan**

**Accountability Rating: Met Standard**

#### **Distinction Designations:**

Academic Achievement in English Language Arts/Reading

Academic Achievement in Mathematics

Academic Achievement in Science

Academic Achievement in Social Studies

Top 25 Percent: Comparative Academic Growth

Top 25 Percent: Comparative Closing the Gaps

Postsecondary Readiness



# Table of Contents

Comprehensive Needs Assessment .....	3
Demographics .....	3
Student Academic Achievement .....	5
School Processes & Programs .....	8
Perceptions .....	10
Comprehensive Needs Assessment Data Documentation .....	11
Goals .....	14
Goal 1: Personal Growth and Experiences: Coppell Middle School East staff and school will achieve our full potential by learning at high levels and taking ownership of our learning. ....	14
Goal 2: Authentic Contributions: We as CISD will demonstrate personal responsibility and integrity by using our unique passions, gifts, and talents as productive members of the global community. ....	25
Goal 3: Well-Being and Mindfulness: We as CMSE will learn, engage, and work in a safe, inclusive and responsive environment. ....	28
Goal 4: Organizational Improvement and Strategic Design: East will engage in the continuous improvement process for the betterment of the learning community by utilizing data for planning, evaluation and performance needs. ....	32
A Site Based Committee .....	33
Campus Funding Summary .....	34

# Comprehensive Needs Assessment

## Demographics

### Demographics Summary

Coppell Middle School East is in Coppell ISD, a suburban district with 10 elementary schools, 3 middle schools, 2 high schools and a freshman campus. CMS East serves a majority Asian student population in grades 6-8. In the 2017-18 school year, total enrollment was 965 which represents an increase of 15.7% since 2013-14 (834 learners).

In 2017-18, the student population was 53.6% Asian, 29.4% White, 10.2% Hispanic, 4.5% African American, 0% Native Hawaiian/Pacific Islander, 0.2% American Indian/Alaskan Native and 2.2% Two or More ethnicities. Females made up 46.7% of the learners and males represented 53.3%. Our economically disadvantaged percentage was 9.3%.

Our English Learner (EL) population consisted of 54 learners that made up 5.6% of our campus. The top 5 foreign languages spoken by this student group were: Telugu (31.5%), Spanish (13.0%), Tamil (13.0%), Korean (7.4%), and Hindi (5.6%). Additionally, 11.1% of our ELs were also economically disadvantaged.

Our 229 gifted and talented learners constituted 23.7% of our population. Our gender split in the GT group was 45.0% female and 55.0% male. Of the four major ethnic groups, our GT learners were 69.4% Asian, 23.1% White, 3.9% Hispanic and 2.2% African American learners.

We had 48 learners that qualified for special education services, which represented 5.0% of our population. There were 61 learners with 504 accommodations, which was 6.3% of the total enrollment.

CMS East employed 60 teachers and 5 instructional aides in the 2017-18 school year. The number of teachers increased by 1 from the prior year while the number of aides remained the same. The ethnic breakdown for the teaching staff was 3.3% Asian, 90% White, 5% Hispanic, 1.7% African American, 0% Native Hawaiian/Pacific Islander, 0% American Indian/Alaskan Native and 0% Two or More ethnicities. Females made up 68.3% of the staff and males represented 31.7%.

Overall, our teachers had a varying level of professional experience: 6.7% (4) were new to teaching with 0-1 years of experience, 30% (18) had 2-5 years, 25% (15) had 6-10 years, 15% (9) had 11-15 years, 8.3% (5) had 16-20 years, and 15% (9) had more than 20 years. Looking at longevity within the district, 16.7% of our teachers had 0-1 years in district, 35% had 2-5 years, 16.7% had 6-10 years, 21.7% had 11-15 years, 5% had 16-20 years and 5% had more than 20 years. The average years of professional experience was 10.36 with 7.51 years in the district.

Advanced degrees were held by 20% of our teachers: 11 with master's degrees and 1 with doctorates. Our campus principal had 36 years of career

experience in a professional position (not necessarily as a principal) and 32 years in Coppell. Our assistant principal(s) had an average of 27 years of professional experience and 15 years in the district.

Our teacher retention rate from 2016-17 to 2017-18 was 86.4%. For educational aides it was 60%. We hired 9 new teachers in 2017-18. The characteristics of our new teachers were as follows: 88.9% White, 11.1% Hispanic, 77.8% female, 22.2% male, 33.3% new to teaching, 44.4% with 2-5 years of professional experience, 11.1% with 16-20 years, 11.1% with more than 20 years and 44.4% new to the district. The average years of professional experience was 7.56 with 4.44 years in the district. 11.1% of our new teachers had advanced degrees.

### **Demographics Strengths**

- The average daily attendance for our campus in 2017-18 was 97.5%. Our learners are consistent in coming to school and they enjoy learning.
- Advanced degrees were held by 20% of our teachers: 11 with master's degrees and 1 with a doctoral degree.
- The average years of professional experience was 7.56 with 4.44 years in the district.
- Our teacher retention rate from 2016-17 to 2017-18 was 86.4%. Having the same staff helps with the knowledge of our learners and their needs.
- The diversity of our learners and the culture we have built at East from this diversity is one of our major strengths.

### **Problem Statements Identifying Demographics Needs**

**Problem Statement 1:** We have had an influx of growth with identified learners in special education. **Root Cause:** Disproportionate special programs and services among the three middle school programs.

**Problem Statement 2:** An ever-growing ESL population and their progress with learning a new language. **Root Cause:** Coppell is a strong school district that attracts education minded parents that move their children in from foreign countries. STAAR is not mindful of how long it takes to master a new language.

**Problem Statement 3:** Achievement oriented stress and lack of coping skills for our learners. **Root Cause:** External or internal stressors causing high stress levels for our learners.

# Student Academic Achievement

## Student Academic Achievement Summary

Our students have performed well on the STAAR Assessments and EOC for Algebra. We are performing at a high level and have growth in our special populations learning over the three year period recorded. We have qualified for 7 out of 7 distinctions for the last two years. We consistently perform as one of the top schools in our cohort in all areas. Our students are also performing well with our district and campus benchmarks for each subject area and learning groups. There are two student populations that we are working with extensively to achieve success. Those two groups are our special education learners in the area of reading and math, and our LEP learners in the area of math and reading.

CMS East - Student Academic Achievement

Student Academic Achievement Summary

STAAR

The state has four performance labels for learners who take a STAAR assessment. The labels and definitions are defined below.

- **Did Not Meet:** Performance in this category indicates that students are unlikely to succeed in the next grade or course without significant, ongoing academic intervention. Students in this category do not demonstrate a sufficient understanding of the assessed knowledge and skills.
- **Approaches:** Performance in this category indicates that students are likely to succeed in the next grade or course with targeted academic intervention. Students in this category generally demonstrate the ability to apply the assessed knowledge and skills in familiar contexts.
- **Meets:** Performance in this category indicates that students have a high likelihood of success in the next grade or course but may still need some short-term, targeted academic intervention. Students in this category generally demonstrate the ability to think critically and apply the assessed knowledge and skills in familiar contexts.
- **Masters:** Performance in this category indicates that students are expected to succeed in the next grade or course with little or no academic intervention. Students in this category demonstrate the ability to think critically and apply the assessed knowledge and skills in varied contexts, both familiar and unfamiliar.
- 

In the following data, the Coppell ISD utilizes the Meets performance level for the passing percentages below. STAAR ALT and STAAR ALT 2 are not included.

ALL STUDENTS CATEGORY:

ACHIEVED THE MEET PASSING STANDARD: Change in performance from 2015-2018

6th Grade: Reading-69% to 69%; Math-85% to 84%

7th Grade: Reading-70% to 84%; Math-81% to 95%; Writing-66% to 85%

8th Grade: Reading-70% to 79%; Math-51% to 91%; Science-72% to 87%; Social Studies-52% to 75%

Algebra I: 98% to 100%

ECONOMICALLY DISADVANTAGED LEARNERS:

ACHIEVED THE MEET PASSING STANDARD: CHANGE IN PERFORMANCE FROM 2015-2018:

6th Grade: Reading-32% to 42%; Math-69% to 70%

7th Grade: Reading-47% to 60%; Math-69% to 77%; Writing-44% to 72%

8th Grade: Reading-55% to 53%; Math-21% to 83%; Science-45% to 64%; Social Studies-20% to 51%

Algebra I: 83% to 100%

SPECIAL EDUCATION LEARNERS:

ACHIEVED THE MEET PASSING STANDARD: CHANGE IN PERFORMANCE FROM 2015 TO 2018:

6th Grade: Reading-0% to 7%; Math- 63% to 47%

7th Grade: Reading-25% to 25%; Math-50% to 50%; Writing-0% to 58%

8th Grade: Reading-8% to 33%; Math-17% to 71%; Science-17% to 50%; Social Studies-20% to 39%

Algebra I: n/a to 100%

## LIMITED ENGLISH PROFICIENT (LEP)

ACHIEVED THE MEET PASSING STANDARD: CHANGE IN PERFORMANCE FROM 2015-2018:

Grade 6: Reading-30% to 33%; Math-80% to 69%

Grade 7: Reading-7% to 33%; Math-47% to 61%; Writing-13% to 33%

Grade 8: Reading-0% to 8%; Math-0% to 83%; Science-0% to 50%; Social Studies-0% to 8%

Algebra I: N/A to 100%

### Student Academic Achievement Strengths

- Our learners are performing exceptionally well overall in mathematics as they have consistently scored in the mid to upper 90% range for the last 3 years.
- Our learners have improved their mastered standard in both math and reading over the last 3 years.
- Our learners have performed exceptionally well overall in Algebra I EOC for the last 3 years with over 98% passing that exam.
- Our learners have received all the possible distinctions for learning that is available to receive for the last two years. (7 out of 7 distinctions earned both years)

### Problem Statements Identifying Student Academic Achievement Needs

**Problem Statement 1:** Lower STAAR reading assessment scores for our 6th grade special education students and LEP students this past year. **Root Cause:** Increased population of SPED learners with large learning gaps in the area of reading.

**Problem Statement 2:** Lower STAAR reading assessment scores for our 7th and 8th grade LEP students this past year. **Root Cause:** We need stronger Tier 1 instructional strategies for our LEP learners in all areas of curriculum.

**Problem Statement 3:** Learners needing more rigor and interventions in all curricular areas to meet higher levels of learning. **Root Cause:** Academic gaps of more than a year below grade level for some of our learners in all curricular areas. GT stagnate scores and lack of growth for some learners.

## School Processes & Programs

### School Processes & Programs Summary

CISD/CMSE hires educators that are certified in the field that they will be teaching our learners. All educators go through a rigorous hiring process to ensure that we are placing the best educators in our classrooms. Once they are hired, our educators go through a program with our human relations department to ensure they understand the "Coppell Way" and expectations for teaching and learning in CISD. The Director of Staff Development then designs a "New Teacher" Orientation to introduce the curriculum, policies and procedures expected of each educator in CISD. If an educator is in their first two years of teaching, they are assigned a mentor and go through our new teacher academy for the entire year. This supports the new educator in best practices in the classroom and how to integrate themselves into the education field.

CISD/CMSE provides all educators with professional learning opportunities throughout the school year. This staff development occurs at the district and the campus level. There are certain strategies and initiatives that are promoted and worked on as a district and then each campus has their own staff development to integrate the educators to the campus culture of learning and growing as an educator. On the campus staff development time, at East we survey our educators and do a needs assessment for areas that we feel will grow us as a stronger campus. Our focus is as a PBL campus, a technology infused campus and a strong curriculum based campus. We are a PLC operating campus and the collaboration, the work of making sure we focus on what do we want our learners to know, how do we know if they know it, what do we do if they don't and what do we do if they do! These questions drive our PLC network and focus us on the growth of our learners and the strength of our programs for when a child needs intervention and when they need enrichment. In each of our core academic areas, we have a content time each day for our educators to seek input from one another on what is working or not working with the curriculum, students needs and accomplishments, data discovery and lesson planning to meet the needs of our data weak areas.

At CMSE we provide intervention time during the day and before and after school for learners that need that extra help. We use our BEAST time (advisory) for enrichment activities to focus on taking the rigor to a higher level. We also use our BEAST time to focus on character growth, bully prevention, drug and alcohol abuse, safety on the internet and digital responsibility, respecting different cultures and ideas, suicide prevention, dating guidelines and how to treat one another. This has been such a helpful program to also build leaders and grow our learners into future leaders both locally, statewide and globally. We offer iExplore to every seventh grader in our school, which is a class that focuses on college exploration, career exploration, personality assessments, learning assessments, guest speakers from different job markets to allow our learners to ask questions and explore different work fields. We have coding that takes place in our CT classes, a media class that teaches different aspects of technology, a principles of information technology class that teaches computer programming and a STEM class that integrates math and science exploration and creation.

We have more than half of our student population involved in our fine arts programs, such as, band, choir, art, and theatre. Our learners spend many hours in these programs before and after school and perform for our community and campus regularly. We have a strong athletic program that both our young women and men participate within that also teaches many skills for later in life. We have an Outdoor Education Program that works with learners to teach them skills for hunting, boating and camping. This reaches another group of our learners that love the great outdoors.

One of the most important programs at our school for the past year has been our school safety program. We are consistently performing drills with our learners to prepare them for the worst case scenario to ensure their safety in case of an emergency. We have drilled with the staff first and made sure they



understood our processes and procedures for safety, then we walked our learners through each step of our plan to ensure we were all on the same page. We partner with the Coppell Police Department through our SRO organization to do active drills with our learners to practice what we have put in place!

A focus on service learning and giving of ourselves to help others in need. We started an East Sustainability Program to meet the needs of others and our environment.

### **School Processes & Programs Strengths**

- Intervention that matters when needed most for our learners that are at-risk through our tutoring programs.
- Enhancing of the curriculum through our BEAST time to enrich the learning environment and grow our learners that need the extra stimulation.
- Fine Arts program that meets the needs of our learners in an area that is their passion.
- Athletic programs that allows learners to grow in an area that they are passionate about and enjoy performing.
- Technology enriched programs through our CT program and as a campus that integrates technology through all of our curriculum.
- iExplore class for all seventh graders to seek college and career readiness for future goals.
- The partnership with the Coppell Police Department with our SRO's to ensure safety of our campus, educators and learners.
- Service learning programs through our East Sustainability Club and learners earning service hours through our Fish Hours.
- Outdoor Education Program to meet the needs of those learners that love to be outside camping, boating, hunting and fishing.

### **Problem Statements Identifying School Processes & Programs Needs**

**Problem Statement 1:** Lack of programs for learners that will not be attending a 4 year college upon graduation. **Root Cause:** We are a community/district that uses a 4 year college education as our measure of success for learners and we need to redefine success for all learners.

**Problem Statement 2:** Needing programs to involve our learners in giving back to their world and community. **Root Cause:** Our learners are so involved in academic achievement that they lose sight of the need to be well rounded and think of others.

**Problem Statement 3:** Lack of a system for learners to document their learning K-12. **Root Cause:** We haven't found a digital portfolio system for k-12 learners.

# Perceptions

## Perceptions Summary

CMSE is a campus that has building relationships as one of its main components of everyday life. We work on building a climate that allows each learner to be accepted just as they are, especially during the toughest years of their life! We practice the "Fish Philosophy" each day, which is: Be there for one another, Make someone's day, Choose your attitude and Play. We use these as guiding principles on our campus each and every day. We also as a staff and with the input of our student council, established our motto this year as "Kindness starts at East". We want to practice kindness each day and set a standard of respecting all, caring for one another in good times and bad and remembering that "everybody is somebody at East".

We are in a very conservative neighborhood and we are a neighborhood school. We are surrounded by houses on every side of our building. We work hard on establishing a community spirit and involve many of our neighbors in activities during the year to have them as partners in education. We have adults come and serve as mentors for our learners, we have businessmen and women come and speak to our classes as our neighborhood is full of business owners and corporate leaders. We set up times for them to come into our classrooms and relay to our learners the importance of education and their future.

Our town values education and promote college attendance as an expectation for learners. CMSE works with our learners to promote college and career readiness and really seek to help our learners find their passion and pursue a life of fulfillment. When you walk into our building you can tangibly feel the love and respect of our educators for our learners and our learners for our educators. We have such a diverse campus of learners. We have a melting pot of ethnicity, but we are one family and run our school in respect for what we can learn from one another's culture's.

## Perceptions Strengths

- Establishing and promoting relationships in the learning environment to meet academic and socio-emotional needs of our learners.
- Parent buy-in and support of our school and the programs and practices that take place within the school.
- Community support of our campus and learners and the needs that arise within the campus.
- Diverse student body that respects our differences and grows stronger through understanding one another.
- Support of our school as we work with Coppell PD to keep our building and learners safe.

## Problem Statements Identifying Perceptions Needs

**Problem Statement 1:** Social-emotional health of our learners as they lack the skills to cope with hardships or failure. **Root Cause:** The lack of skills taught to our learners and their parents for mental toughness and coping with hardships for all learners.

**Problem Statement 2:** With current trends of increased need for safety protocols on campuses, procedures have to change and schools have to be more

secure. **Root Cause:** Current trends of school shootings and violence against schools.

# Comprehensive Needs Assessment Data Documentation

The following data were used to verify the comprehensive needs assessment analysis:

## Improvement Planning Data

- District goals
- Campus goals
- Campus and/or district planning and decision making committee(s) meeting data
- State and federal planning requirements

## Accountability Data

- Texas Academic Performance Report (TAPR) data
- Domain 1 - Student Achievement
- Domain 2 - Student Progress
- Domain 3 - Closing the Gaps
- Critical Success Factor(s) data
- Accountability Distinction Designations
- PBMAS data

## Student Data: Assessments

- State and federally required assessment information (e.g. curriculum, eligibility, format, standards, accommodations, TEA information)
- State of Texas Assessments of Academic Readiness (STAAR) current and longitudinal results, including all versions
- STAAR End-of-Course current and longitudinal results, including all versions
- STAAR EL Progress Measure data
- Texas English Language Proficiency Assessment System (TELPAS) results
- Student Success Initiative (SSI) data for Grades 5 and 8
- Local diagnostic reading assessment data
- Local diagnostic math assessment data
- Local benchmark or common assessments data
- Student failure and/or retention rates
- Observation Survey results

## Student Data: Student Groups

- Race and ethnicity data, including number of students, academic achievement, discipline, attendance, and rates of progress for each group
- Special Programs data, including number of students, academic achievement, discipline, attendance, and rates of progress for each student group
- Economically Disadvantaged / Non-economically disadvantaged performance, progress, and participation data,
- Male / Female performance, progress, and participation data

- Special education population, including performance, discipline, progress, and participation data
- Migrant population, including performance, progress, discipline, attendance, and mobility
- At-Risk population, including performance, progress, discipline, attendance, and mobility
- EL or LEP data, including academic achievement, progress, support and accommodation needs, race, ethnicity, gender, etc.
- Section 504 data
- Gifted and talented data
- Response to Intervention (RtI) student achievement data
- Dyslexia Data

### **Student Data: Behavior and Other Indicators**

- Attendance data
- Mobility rate, including longitudinal data
- Discipline records
- Violence and/or violence prevention records
- Tobacco, alcohol, and other drug-use data
- Student surveys and/or other feedback
- Class size averages by grade and subject
- School safety data

### **Employee Data**

- Professional learning communities (PLC) data
- Staff surveys and/or other feedback
- State certified and high quality staff data
- Teacher/Student Ratio
- Campus leadership data
- Campus department and/or faculty meeting discussions and data
- Professional development needs assessment data
- Evaluation(s) of professional development implementation and impact
- T-TESS

### **Parent/Community Data**

- Parent surveys and/or other feedback
- Community surveys and/or other feedback

### **Support Systems and Other Data**

- Processes and procedures for teaching and learning, including program implementation
- Communications data
- Budgets/entitlements and expenditures data

- Study of best practices





# Goals

**Goal 1: Personal Growth and Experiences: Coppell Middle School East staff and school will achieve our full potential by learning at high levels and taking ownership of our learning.**

**Performance Objective 1:** At East all 6-8th grade learners will be provided high quality Tier I instruction that is aligned to the TEKS.

**Evaluation Data Source(s) 1:** Coppell Curriculum Documents and focus on High Priority Learning Standards within each grade level of TEKS.

## Summative Evaluation 1:

Strategy Description	Monitor	Strategy's Expected Result/Impact	Reviews			
			Formative			Summative
			Nov	Feb	Apr	June
1) Train our educators in the lesson design and implementation of the high priority standards in our curriculum documents within each content area.	Campus Administration, Instructional Coaches, Team Leaders of each grade level	-High quality Tier I instruction for learners. - Awareness and utilization of the curriculum documents campus-wide.				
Problem Statements: Student Academic Achievement 1, 2 Funding Sources: 199 - State Comp Ed - 1809.00						
2) Instructional leaders will provide professional learning and support for classroom educators in designing and implementing Tier I instructional strategies and best practices for mastery learning.	Campus Administration, Instructional Coaches, Digital Learning Coach	-High quality Tier I instruction for learners. -Checklist of things to look for in highlighting specific instructional strategies in all content areas				
Problem Statements: Student Academic Achievement 1, 2						
3) East learners will attend Friday Night Live (after school tutorials) if they are struggling with the curriculum and need additional support to understand Tier 1 Instruction and enhance their learning mastery of the basic curriculum.	Campus Administration, Campus Educators, Campus Instructional Coaches, Campus Counselors	-Keep those at-risk learners on task to learn their curriculum. -At-risk learners successful in their classrooms of study and learn how to study/learn for success of the essential skills. -Learners perform at grade level in all sub-populations of learners.				
Problem Statements: Student Academic Achievement 3 - Perceptions 1 Funding Sources: 199 - State Comp Ed - 6000.00						
 = Accomplished  = Continue/Modify  = No Progress  = Discontinue						

**Performance Objective 1 Problem Statements:**

<b>Student Academic Achievement</b>
<b>Problem Statement 1:</b> Lower STAAR reading assessment scores for our 6th grade special education students and LEP students this past year. <b>Root Cause 1:</b> Increased population of SPED learners with large learning gaps in the area of reading.
<b>Problem Statement 2:</b> Lower STAAR reading assessment scores for our 7th and 8th grade LEP students this past year. <b>Root Cause 2:</b> We need stronger Tier 1 instructional strategies for our LEP learners in all areas of curriculum.
<b>Problem Statement 3:</b> Learners needing more rigor and interventions in all curricular areas to meet higher levels of learning. <b>Root Cause 3:</b> Academic gaps of more than a year below grade level for some of our learners in all curricular areas. GT stagnate scores and lack of growth for some learners.
<b>Perceptions</b>
<b>Problem Statement 1:</b> Social-emotional health of our learners as they lack the skills to cope with hardships or failure. <b>Root Cause 1:</b> The lack of skills taught to our learners and their parents for mental toughness and coping with hardships for all learners.




**Goal 1:** Personal Growth and Experiences: Coppell Middle School East staff and school will achieve our full potential by learning at high levels and taking ownership of our learning.

**Performance Objective 2:** Multiple modalities of qualitative and quantitative data will be analyzed and utilized to respond to the needs of all learners on our campus.

**Evaluation Data Source(s) 2:** Solution Tree PLC Protocols, STAAR Data, RTI Data, Benchmark Assessments, Grades, Staff, Parent, Student Satisfaction Surveys

**Summative Evaluation 2:**

Strategy Description	Monitor	Strategy's Expected Result/Impact	Reviews			
			Formative			Summative
			Nov	Feb	Apr	June
1) East will use district and campus PLC protocols to analyze data from multiple sources during our content time to make sure we are reaching the needs of all of our learners in both the areas of intervention and enrichment.	Campus Administration and Instructional Coaches, Campus Educators, Digital Learning Coach	-Utilization of Schoology AMP to create assessments and reports. -Utilization of our content time to check the achievement data after each unit for all groups of learners. -Create teams of educators that will adapt instruction from the data that will meet all learners needs.				
Problem Statements: Student Academic Achievement 1, 2						
2) East teachers will meet during our content time to utilize the data from our benchmarks and common assessments to ensure that our curriculum is aligned and on target to meet the needs of each group of our learners, (SPED, ESL, GT, At Risk, Economically Disadvantaged)	Campus Administration and Instructional Coaches, ESL Facilitator, SPED Dept. Head, GT Educators, Counselors	-Utilization of our content time to check the achievement data after each unit for all groups of learners.				
Problem Statements: Student Academic Achievement 1, 2						
						

**Performance Objective 2 Problem Statements:**





Student Academic Achievement
<b>Problem Statement 1:</b> Lower STAAR reading assessment scores for our 6th grade special education students and LEP students this past year. <b>Root Cause 1:</b> Increased population of SPED learners with large learning gaps in the area of reading.
<b>Problem Statement 2:</b> Lower STAAR reading assessment scores for our 7th and 8th grade LEP students this past year. <b>Root Cause 2:</b> We need stronger Tier 1 instructional strategies for our LEP learners in all areas of curriculum.

**Goal 1:** Personal Growth and Experiences: Coppell Middle School East staff and school will achieve our full potential by learning at high levels and taking ownership of our learning.

**Performance Objective 3:** Meaningful relationships that promote efficacy and achievement of all learners will be established and maintained at East.

**Evaluation Data Source(s) 3:** Counselor logs, Climate surveys, Satisfaction Surveys, Discipline records

**Summative Evaluation 3:**

Strategy Description	Monitor	Strategy's Expected Result/Impact	Reviews			
			Formative			Summative
			Nov	Feb	Apr	June
1) East will provide time each day during "Beast Time" (advisory) to promote, build and maintain meaningful relationships with our learners.	Campus Administration, Counselors, Team leaders at each grade level, campus educators	-socio-emotional well being of our learners. -growth of our campus culture of love, kindness and respect. -knowledge of learners to aide in the academic achievement for each learner.				
Problem Statements: Demographics 3 - Perceptions 1						
 = Accomplished  = Continue/Modify  = No Progress  = Discontinue						

**Performance Objective 3 Problem Statements:**


Demographics
<b>Problem Statement 3:</b> Achievement oriented stress and lack of coping skills for our learners. <b>Root Cause 3:</b> External or internal stressors causing high stress levels for our learners.
Perceptions
<b>Problem Statement 1:</b> Social-emotional health of our learners as they lack the skills to cope with hardships or failure. <b>Root Cause 1:</b> The lack of skills taught to our learners and their parents for mental toughness and coping with hardships for all learners.

**Goal 1:** Personal Growth and Experiences: Coppell Middle School East staff and school will achieve our full potential by learning at high levels and taking ownership of our learning.

**Performance Objective 4:** Student achievement and progress levels will exceed state and national (where applicable) standards/averages for all student groups.

**Evaluation Data Source(s) 4:** STAAR Test Data, Benchmark Data, RTI Data

**Summative Evaluation 4:**

Strategy Description	Monitor	Strategy's Expected Result/Impact	Reviews			
			Formative			Summative
			Nov	Feb	Apr	June
1) East will provide resources and training to support educators to identify the proficiency levels of English Learners and plan appropriate classroom strategies to meet each learners growth needs.	Campus ESL Coordinator/Educator, Campus Administration, Librarian	-Training for educators on specific classroom strategies to support English Learners - Resources for educators (including embedded items within curriculum documents for English Learners) - Increased utilization of appropriate classroom strategies for English learners - Increased student achievement and progress levels				
Problem Statements: Demographics 2 - Student Academic Achievement 2						
						

**Performance Objective 4 Problem Statements:**


Demographics
<b>Problem Statement 2:</b> An ever-growing ESL population and their progress with learning a new language. <b>Root Cause 2:</b> Coppell is a strong school district that attracts education minded parents that move their children in from foreign countries. STAAR is not mindful of how long it takes to master a new language.
Student Academic Achievement
<b>Problem Statement 2:</b> Lower STAAR reading assessment scores for our 7th and 8th grade LEP students this past year. <b>Root Cause 2:</b> We need stronger Tier 1 instructional strategies for our LEP learners in all areas of curriculum.

**Goal 1:** Personal Growth and Experiences: Coppell Middle School East staff and school will achieve our full potential by learning at high levels and taking ownership of our learning.

**Performance Objective 5:** STAAR scores at the Approaches Grade Level for Special Education, ESL, and Economically Disadvantaged will increase over the previous year in each subject area assessed.

**Evaluation Data Source(s) 5:** STAAR Scores for each grade level and each student group.

**Summative Evaluation 5:**

Strategy Description	Monitor	Strategy's Expected Result/Impact	Reviews			
			Formative			Summative
			Nov	Feb	Apr	June
1) East will provide resources and training to campus educators in supporting the specific learner groups (ESL, SPED and Econ. Disad.) through the Professional Learning Community/Response to Intervention process to ensure academic growth.	Campus Administrators, Instructional Coaches, Digital Learning Coaches, Librarians, Gifted and Talented Specialists, Counselors, ESL Facilitators and Special Education Coordinators	-Training's developed and implemented - Response to Intervention process clearly defined and supported with resources - Increase academic achievement and growth for specific learner groups				
Problem Statements: Demographics 1, 2 - Student Academic Achievement 1, 2						
2) Lesson design will be emphasized and tools such as Ellevation will be used to enable our educators to intervene, extend and enrich learning for all of our learners.	Campus Administrators, Instructional Coaches, Digital Learning Coaches, Librarians, Gifted and Talented Specialists, Counselors, ESL Facilitators, and Special Education Coordinators	-Training for educators on specific classroom strategies to support interventions, extensions and enrichment's - Increased academic achievement for identified student groups -Training on using Ellevation tool for our ESL population to meet the needs of these learners in all curricular areas.				
Problem Statements: Demographics 2 - Student Academic Achievement 1, 2						
						

**Performance Objective 5 Problem Statements:**

### Demographics

**Problem Statement 1:** We have had an influx of growth with identified learners in special education. **Root Cause 1:** Disproportionate special programs and services among the three middle school programs.

**Problem Statement 2:** An ever-growing ESL population and their progress with learning a new language. **Root Cause 2:** Coppell is a strong school district that attracts education minded parents that move their children in from foreign countries. STAAR is not mindful of how long it takes to master a new language.

### Student Academic Achievement

**Problem Statement 1:** Lower STAAR reading assessment scores for our 6th grade special education students and LEP students this past year. **Root Cause 1:** Increased population of SPED learners with large learning gaps in the area of reading.

**Problem Statement 2:** Lower STAAR reading assessment scores for our 7th and 8th grade LEP students this past year. **Root Cause 2:** We need stronger Tier 1 instructional strategies for our LEP learners in all areas of curriculum.



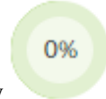

**Goal 1:** Personal Growth and Experiences: Coppell Middle School East staff and school will achieve our full potential by learning at high levels and taking ownership of our learning.

**Performance Objective 6:** STAAR scores at the meets or masters Grade level will increase over the previous year in each subject area assessed.

**Evaluation Data Source(s) 6:** STAAR data from year to year.

**Summative Evaluation 6:**

Strategy Description	Monitor	Strategy's Expected Result/Impact	Reviews			
			Formative			Summative
			Nov	Feb	Apr	June
1) East will provide resources for mathematics intervention and enrichment.	RTI data, Classroom observations during math intervention time, Benchmark assessments, grade reports, feedback from classroom educators, feedback from parents, Tutors	Learners will master grade level standards in mathematics or experience a years worth of growth for their learning level.				
Problem Statements: Student Academic Achievement 3 Funding Sources: 199 - State Comp Ed - 3600.00						
2) East will provide resources for reading intervention and enrichment.	RTI data, Classroom observations during reading intervention time, Benchmark assessments, grade reports, feedback from classroom educators, feedback from parents, Tutors	Learners will master grade level standards in reading or experience a years worth of growth for their learning level.				
Problem Statements: Student Academic Achievement 1, 2, 3 Funding Sources: 199 - State Comp Ed - 1100.00						

<p>3) East will provide resources for science intervention and enrichment.</p>	<p>RTI data, Classroom observations during science intervention time, Benchmark assessments, grade reports, feedback from classroom educators, feedback from parents, Tutors</p>	<p>Learners will master grade level standards in science or experience a years worth of growth for their learning level.</p>				
<p>Problem Statements: Student Academic Achievement 3 Funding Sources: 199 - State Comp Ed - 1000.00</p>						
<p>4) East will provide resources for social studies intervention and enrichment.</p>	<p>RTI data, Classroom observations during social studies intervention time, Benchmark assessments, grade reports, feedback from classroom educators, feedback from parents, tutors.</p>	<p>Learners will master grade level standards in social studies or experience a years worth of growth for their learning level.</p>				
<p>Problem Statements: Student Academic Achievement 3 Funding Sources: 199 - State Comp Ed - 1400.00</p>						
<p style="text-align: center;">  = Accomplished      = Continue/Modify      = No Progress      = Discontinue </p>						

**Performance Objective 6 Problem Statements:**

**Student Academic Achievement**

**Problem Statement 1:** Lower STAAR reading assessment scores for our 6th grade special education students and LEP students this past year. **Root Cause 1:** Increased population of SPED learners with large learning gaps in the area of reading.

**Problem Statement 2:** Lower STAAR reading assessment scores for our 7th and 8th grade LEP students this past year. **Root Cause 2:** We need stronger Tier 1 instructional strategies for our LEP learners in all areas of curriculum.

**Problem Statement 3:** Learners needing more rigor and interventions in all curricular areas to meet higher levels of learning. **Root Cause 3:** Academic gaps of more than a year below grade level for some of our learners in all curricular areas. GT stagnate scores and lack of growth for some learners.



**Goal 2: Authentic Contributions: We as CISD will demonstrate personal responsibility and integrity by using our unique passions, gifts, and talents as productive members of the global community.**

**Performance Objective 1:** At East all 6-8th grade learners will participate in at least two courses/activities focused on career, college and life readiness.

**Evaluation Data Source(s) 1:** Club data on membership and activities, Classroom data from iExplore and activities involved in the curriculum

**Summative Evaluation 1:**

Strategy Description	Monitor	Strategy's Expected Result/Impact	Reviews			
			Formative			Summative
			Nov	Feb	Apr	June
1) Our East learners through our East Sustainability Club will continue to partner with organizations and host/participate in activities that allow our learners to give back to and make a mark on their world through their passions and talents.	East Sustainability membership, Sponsors of clubs and organizations, Campus administration	-Growth as a global citizen and feeding of our youth's passions. -School climate that is about giving more than receiving.				
Problem Statements: School Processes & Programs 2						
2) All 7th Graders at CMSE will be involved in our iExplore (college and career readiness) class and curriculum to prepare them for college and career readiness and a successful future.	Campus Educators, Campus Administration, Campus Counselors, Digital Learning Coach, Librarian	-Knowledge of choices for their high school programs offered. -Knowledge of possible career choices. -Knowledge of possible college choices. -Knowledge of themselves as learners.				
Problem Statements: School Processes & Programs 1						

**Performance Objective 1 Problem Statements:**





School Processes & Programs
<b>Problem Statement 1:</b> Lack of programs for learners that will not be attending a 4 year college upon graduation. <b>Root Cause 1:</b> We are a community/district that uses a 4 year college education as our measure of success for learners and we need to redefine success for all learners.
<b>Problem Statement 2:</b> Needing programs to involve our learners in giving back to their world and community. <b>Root Cause 2:</b> Our learners are so involved in academic achievement that they lose sight of the need to be well rounded and think of others.

**Goal 2: Authentic Contributions:** We as CISD will demonstrate personal responsibility and integrity by using our unique passions, gifts, and talents as productive members of the global community.

**Performance Objective 2:** At East all 6-8th grade learners will have multiple opportunities to highlight and showcase evidence of learning. (i.e. service learning, digital portfolios, presentations, etc.)

**Evaluation Data Source(s) 2:** Service Learning Records from our Clubs, Bulb Data, PBL videos and presentations.

**Summative Evaluation 2:**

Strategy Description	Monitor	Strategy's Expected Result/Impact	Reviews			
			Formative			Summative
			Nov	Feb	Apr	June
1) We will introduce digital portfolio training and implementation of the program through the tool, Bulb, to provide opportunities for highlighting the processes and products of learning in each classroom.	Campus Administration, Instructional Coaches, Digital Learning Coach	- Learner digital portfolios - Alternative assessment document to show growth in each learning endeavor.				
	Problem Statements: School Processes & Programs 3					
2) East learners will produce at least two portfolio products for the year to store in the Bulb Portfolio App to showcase and assess learning in a variety of ways; such as PBL presentations and products, digital creations, ADI data from Science, etc.	Campus Administrators, Instructional Coaches, Digital Learning Coaches, Librarians, Gifted and Talented Specialists, Counselors, and ESL Facilitators	- Digital portfolio templates - Performance Tasks for math, science and PBL tasks - Rubrics for academic and social-emotional growth				
	Problem Statements: School Processes & Programs 2, 3					
 = Accomplished  = Continue/Modify  = No Progress  = Discontinue						

**Performance Objective 2 Problem Statements:**

School Processes & Programs
<b>Problem Statement 2:</b> Needing programs to involve our learners in giving back to their world and community. <b>Root Cause 2:</b> Our learners are so involved in academic achievement that they lose sight of the need to be well rounded and think of others.
<b>Problem Statement 3:</b> Lack of a system for learners to document their learning K-12. <b>Root Cause 3:</b> We haven't found a digital portfolio system for k-12 learners.

**Goal 2: Authentic Contributions:** We as CISD will demonstrate personal responsibility and integrity by using our unique passions, gifts, and talents as productive members of the global community.

**Performance Objective 3:** East will investigate, explore and create tools/strategies that will quantitatively and qualitatively measure academic and social emotional growth.

**Evaluation Data Source(s) 3:** Student Satisfaction Surveys, Student Health Records, School Discipline Data

**Summative Evaluation 3:**

Strategy Description	Monitor	Strategy's Expected Result/Impact	Reviews			
			Formative			Summative
			Nov	Feb	Apr	June
1) East will explore implementing and building a new program through "Habitudes" curriculum to aide in the socio-emotional growth of our learners as we teach them leadership skills.	Campus Administration, Campus Counselors, Campus Educators	-Teach skills of resilience and leadership to our learners. -Promote socio-emotional health of our learners.				
Problem Statements: Perceptions 1						
2) East will send a counselor for training in a meditation and mindfulness program. This will empower our learners with tools for self-care and coping, in order to increase their success in school and life. An added benefit would be lowering the amount of stress related anxiety and other mental health related issues we are seeing by inspiring the students to acknowledge, express, and understand how they may feel.	Campus Administration, Campus Counselors, Campus Educators	-Growth of our learners in handling stress and failures in life. -Lower the stress levels of our learners and educators in our building.				
Problem Statements: Perceptions 1						

**Performance Objective 3 Problem Statements:**


Perceptions
<b>Problem Statement 1:</b> Social-emotional health of our learners as they lack the skills to cope with hardships or failure. <b>Root Cause 1:</b> The lack of skills taught to our learners and their parents for mental toughness and coping with hardships for all learners.

**Goal 3: Well-Being and Mindfulness: We as CMSE will learn, engage, and work in a safe, inclusive and responsive environment.**

**Performance Objective 1:** East will partner with CISD to continue to review and revise all content curriculum documents and provide needed supports to ensure equitable access of the curriculum for all learners.

**Evaluation Data Source(s) 1:** STAAR Data, Curriculum Audits and Reviews, PLC work as a district.

**Summative Evaluation 1:**

Strategy Description	Monitor	Strategy's Expected Result/Impact	Reviews			
			Formative			Summative
			Nov	Feb	Apr	June
1) East will use our PLC/Content Time to collaborate and use the analyzing of data to ensure that every group of learners are having their academic and social emotional needs met. We will use staff development and training's to target areas of the curriculum that our needs assessment identifies as areas where we are not performing well with certain student groups.	Campus Administration, Instructional Coaches, Digital Learning Coach	- Growth of all student groups in all academic areas. -Strengthen our curriculum to reach every learner at their point of need.				
Problem Statements: Student Academic Achievement 1, 2, 3						
						

**Performance Objective 1 Problem Statements:**

Student Academic Achievement
<b>Problem Statement 1:</b> Lower STAAR reading assessment scores for our 6th grade special education students and LEP students this past year. <b>Root Cause 1:</b> Increased population of SPED learners with large learning gaps in the area of reading.
<b>Problem Statement 2:</b> Lower STAAR reading assessment scores for our 7th and 8th grade LEP students this past year. <b>Root Cause 2:</b> We need stronger Tier 1 instructional strategies for our LEP learners in all areas of curriculum.
<b>Problem Statement 3:</b> Learners needing more rigor and interventions in all curricular areas to meet higher levels of learning. <b>Root Cause 3:</b> Academic gaps of more than a year below grade level for some of our learners in all curricular areas. GT stagnate scores and lack of growth for some learners.

**Goal 3:** Well-Being and Mindfulness: We as CMSE will learn, engage, and work in a safe, inclusive and responsive environment.

**Performance Objective 2:** All East 6-8th grade learners will be provided instruction on digital citizenship, digital safety and information literacy.

**Evaluation Data Source(s) 2:** Digital safety reviews, Schoology logs, Climate of our campus as a digital and information literacy rich environment

**Summative Evaluation 2:**

Strategy Description	Monitor	Strategy's Expected Result/Impact	Reviews			
			Formative			Summative
			Nov	Feb	Apr	June
1) East will implement the Digital Citizenship Schoology course with our incoming 6th Graders and new learners to our campus.	Campus Educators, Librarians and Digital Learning Coaches	- Implementation and documentation of access and usage of resources - Increase appropriate use of digital resources				
Problem Statements: Perceptions 1, 2						

**Performance Objective 2 Problem Statements:**

Perceptions
<b>Problem Statement 1:</b> Social-emotional health of our learners as they lack the skills to cope with hardships or failure. <b>Root Cause 1:</b> The lack of skills taught to our learners and their parents for mental toughness and coping with hardships for all learners.
<b>Problem Statement 2:</b> With current trends of increased need for safety protocols on campuses, procedures have to change and schools have to be more secure. <b>Root Cause 2:</b> Current trends of school shootings and violence against schools.

**Goal 3: Well-Being and Mindfulness:** We as CMSE will learn, engage, and work in a safe, inclusive and responsive environment.

**Performance Objective 3:** East will provide structures and/or strategies to support the social emotional well-being of learners.

**Evaluation Data Source(s) 3:** Counselor logs and data, Discipline data, Consistent program review for our learner needs

**Summative Evaluation 3:**

Strategy Description	Monitor	Strategy's Expected Result/Impact	Reviews			
			Formative			Summative
			Nov	Feb	Apr	June
1) East will continue to use our club time, Beast time, Fish Philosophy, Brown Bag Parent Meetings, PTO Meetings and special assemblies to support the social emotional health of all of our learners. We will also implement the new Suicide Protocol by our Crisis Counselor Team to be ready to help any learner in need of mental and emotional support.	Campus Administration, Campus Counselors, Campus Educators, Digital Learning Coach, Librarian	-Give our learners tools and strategies to cope with the daily demands of being a teenager. -Teach our learners pathways to cope with stress, suicidal tendencies, and positive alternatives to lead a happy and healthy life.				
Problem Statements: Perceptions 1						

**Performance Objective 3 Problem Statements:**

Perceptions
<b>Problem Statement 1:</b> Social-emotional health of our learners as they lack the skills to cope with hardships or failure. <b>Root Cause 1:</b> The lack of skills taught to our learners and their parents for mental toughness and coping with hardships for all learners.

**Goal 3: Well-Being and Mindfulness:** We as CMSE will learn, engage, and work in a safe, inclusive and responsive environment.

**Performance Objective 4:** East will continue to implement safety procedures and protocols throughout all facilities.

**Evaluation Data Source(s) 4:** Safety Reviews by internal and external sources, Drill Logs by the campus

**Summative Evaluation 4:**

Strategy Description	Monitor	Strategy's Expected Result/Impact	Reviews			
			Formative			Summative
			Nov	Feb	Apr	June
1) East will share with staff, learners and their families the Standard Response Protocol for Safety in our school. We will continue to practice lock-down, bad weather and fire drills to ensure our staff and learners know how to react in a real emergency.	Campus Administration, Campus Educators, Campus SRO's, Coppell Police Department	-Be prepared in any emergency to keep our learners and school safe.				
Problem Statements: Perceptions 2						

**Performance Objective 4 Problem Statements:**


Perceptions
<b>Problem Statement 2:</b> With current trends of increased need for safety protocols on campuses, procedures have to change and schools have to be more secure. <b>Root Cause 2:</b> Current trends of school shootings and violence against schools.

**Goal 4: Organizational Improvement and Strategic Design: East will engage in the continuous improvement process for the betterment of the learning community by utilizing data for planning, evaluation and performance needs.**

**Performance Objective 1:** East will provide professional learning and calibrate the implementation of Professional Learning Communities (PLCs) for our campus.

**Evaluation Data Source(s) 1:** PLC Meeting Notes and Data Driven Decisions, Eduphoria Documents, Data from Professional Development Trainings

**Summative Evaluation 1:**

Strategy Description	Monitor	Strategy's Expected Result/Impact	Reviews			
			Formative			Summative
			Nov	Feb	Apr	June
1) East will provide PLC protocol training for all staff and departments. We will use the Solution Tree Model and the book, "Learning by Doing" to ensure we are working as a PLC for our learners success.	Campus Administration, Instructional Coaches, Digital Learning Coach	-Growth of our learners academically. -Growth of our learners in their social emotional health. -Growth of our educators as they work collaboratively with one another to ensure success for all.				
Problem Statements: Demographics 1, 2, 3						
						

**Performance Objective 1 Problem Statements:**

Demographics
<b>Problem Statement 1:</b> We have had an influx of growth with identified learners in special education. <b>Root Cause 1:</b> Disproportionate special programs and services among the three middle school programs.
<b>Problem Statement 2:</b> An ever-growing ESL population and their progress with learning a new language. <b>Root Cause 2:</b> Coppell is a strong school district that attracts education minded parents that move their children in from foreign countries. STAAR is not mindful of how long it takes to master a new language.
<b>Problem Statement 3:</b> Achievement oriented stress and lack of coping skills for our learners. <b>Root Cause 3:</b> External or internal stressors causing high stress levels for our learners.



## A Site Based Committee

<b>Committee Role</b>	<b>Name</b>	<b>Position</b>
Administrator	Laura Springer	Principal
Administrator	Brandon McGill	Assistant Principal
Administrator	Steve Glover	Assistant Principal
Classroom Teacher	Robin Freeman	Teacher
Classroom Teacher	Amanda Cooper	Teacher
Non-classroom Professional	Pam Erickson	Counselor
Parent	Jennifer Polk	Parent
Non-classroom Professional	Erin Carlisle	Counselor
Business Representative	John Valentine	Business Owner
Classroom Teacher	Brianna Robben	Teacher
Classroom Teacher	Jodie Deinhammer	Teacher
District-level Professional	Nancy Garvey	District Liason for Campus

## Campus Funding Summary

199 - State Comp Ed					
Goal	Objective	Strategy	Resources Needed	Account Code	Amount
1	1	1	Training educators in lesson design and instructional strategies		\$1,809.00
1	1	3	After school tutorials for our at-risk population.		\$6,000.00
1	6	1	Tutoring before or after school for mathematics instruction.		\$3,600.00
1	6	2	Tutoring before or after school for reading instruction.		\$1,100.00
1	6	3	Science Tutoring before or after school for science instruction.		\$1,000.00
1	6	4	Social Studies Tutoring before or after school for social studies instruction.		\$1,400.00
<b>Sub-Total</b>					\$14,909.00
<b>Grand Total</b>					\$14,909.00