

Coppell Independent School District

5Cast Plus Revenue Dashboard

This worksheet is designed to provide a snapshot at a given point in time of key performance indicators relevant to your organization's fiscal performance.

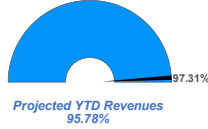
General Fund | Dashboard Summary

For the Period Ending April 30, 2020

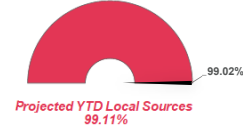
Projected Year End Fund Balance as % of Budgeted Revenues



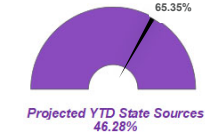
Actual YTD Revenues



Actual YTD Local Sources



Actual YTD State Sources

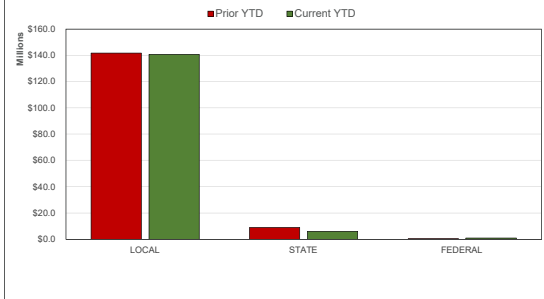


Revenue Analysis

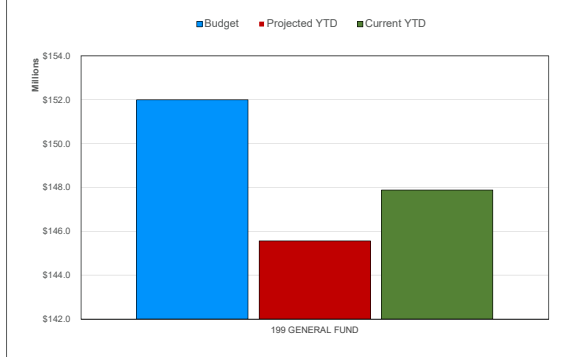
Top 10 Sources of Revenue by Object (YTD)

Taxes-Current Year Levy	\$138,377,357
Trs/Trs Care - On-Behalf Paymt	\$3,552,990
Earnings-Temp Deposits&Invest	\$1,313,794
Per Capita Apportionment	\$1,234,818
Foundation School Program Entl	\$1,205,078
Shars-School Health Rel Serv	\$747,755
Other Revenues Local Sources	\$430,987
Penalties-Interest-Oth Tax Rev	\$240,559
Athletic Revenue	\$211,421
Sale Of Real&Personal Property	\$207,668
Percent of Total Revenues YTD	99.75%

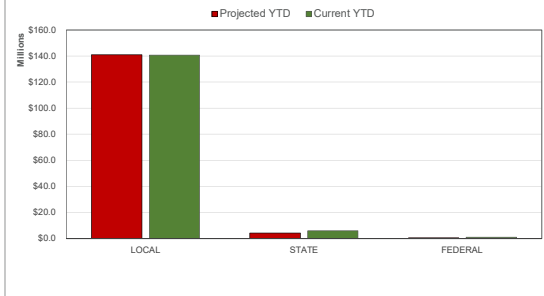
Revenue by Source | Prior YTD vs. Current YTD



Revenues by Fund | Budget / Projected YTD / Current YTD



Revenue by Source | Projected YTD vs. Current YTD



Coppell Independent School District

5Cast Plus Expenditure Dashboard

This worksheet is designed to provide a snapshot at a given point in time of key performance indicators relevant to your organization's fiscal performance.

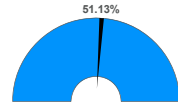
General Fund | Expenditure Dashboard Summary

For the Period Ending April 30, 2020

Projected Year End Fund Balance as % of Budgeted Expenditures



Actual YTD Expenditures



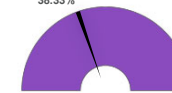
Projected YTD Expenditures
62.21%

Actual YTD Instruction



Projected YTD Instruction
67.97%

Actual YTD All Other Functions



Projected YTD All Other Functions
57.14%

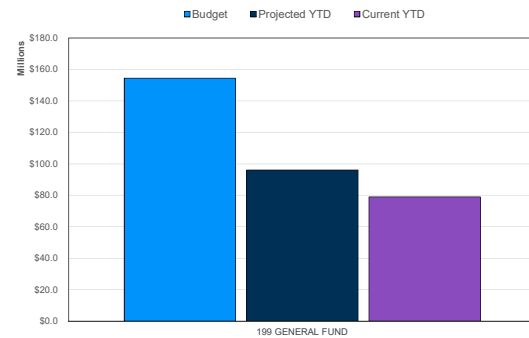
Expenditure Analysis

Top 10 Expenditures by Function (YTD)

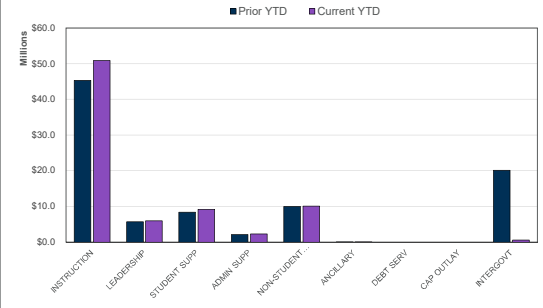
Instruction	\$47,887,623
Plant Maint/Operations	\$7,024,708
School Leadership	\$4,314,403
Student Transportation	\$3,731,496
Guidance/Counsel/Eval Svs	\$2,793,565
Data Processing Svs	\$2,636,172
General Administration	\$2,268,403
Curri/Instruc Staff Devel	\$1,829,275
Instructional Leadership	\$1,614,154
Cocurr/Extracurr Activity	\$1,552,543

Percent of Total Expenditures YTD **95.81%**

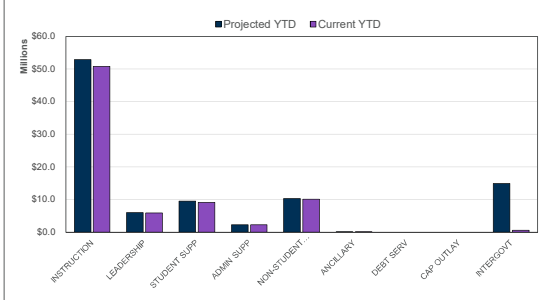
Expenditures by Fund | Budget / Projected YTD / Current YTD



Expenditures by Function | Prior YTD vs. Current YTD



Expenditures by Function | Projected YTD vs. Current YTD

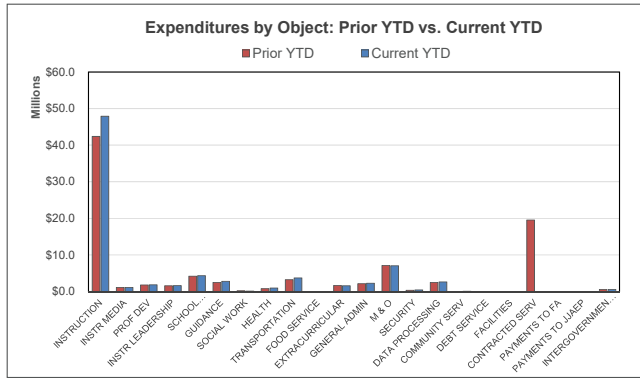
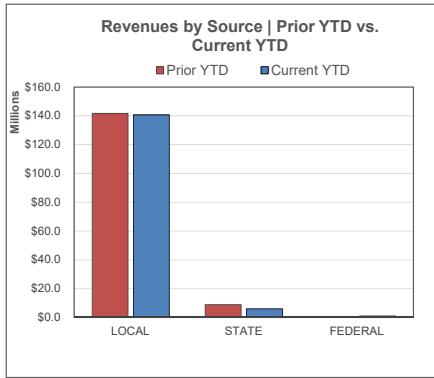


Coppell Independent School District

General Fund | Financial Summary

For the Period Ending April 30, 2020

	YTD % of PY			YTD % of Current Budget			
	Prior YTD	Prior Year Actual	Actual	Current YTD	Original Budget	Current Budget	Current Budget
REVENUES							
Local & Intermediate	\$141,658,653	\$143,197,566	98.93%	\$140,717,176	\$142,106,157	\$142,118,287	99.01%
State Program	8,828,009	15,331,354	57.58%	5,996,485	\$9,176,495	\$9,176,495	65.35%
Federal Program	493,773	1,092,539	45.19%	944,930	\$700,000	\$700,000	134.99%
TOTAL REVENUE	\$150,980,435	\$159,621,459	94.59%	\$147,658,591	\$151,982,652	\$151,994,782	97.15%
EXPENDITURES							
Instruction	\$42,379,760	\$64,258,975	65.95%	\$47,887,623	\$73,222,900	\$73,390,650	65.25%
Instructional Media	1,141,742	1,661,613	68.71%	1,125,041	\$1,707,192	\$1,720,242	65.40%
Curriculum & Personnel Development	1,770,872	2,854,754	62.03%	1,829,275	\$3,292,322	\$3,082,016	59.35%
Instructional Leadership	1,554,398	2,328,562	66.75%	1,614,154	\$2,544,470	\$2,537,704	63.61%
School Leadership	4,186,726	6,329,448	66.15%	4,314,403	\$6,684,482	\$6,686,619	64.52%
Guidance & Counseling	2,489,568	3,799,854	65.52%	2,793,565	\$4,562,296	\$4,587,963	60.89%
Social Work Services	218,822	345,855	63.27%	131,797	\$357,016	\$357,016	36.92%
Health Services	798,585	1,219,393	65.49%	946,289	\$1,456,477	\$1,455,812	65.00%
Pupil Transportation	3,254,228	4,357,490	74.68%	3,731,496	\$4,742,000	\$4,742,000	78.69%
Food Services	0	0		0	\$0	\$0	
Extracurricular Activities	1,646,626	2,325,702	70.80%	1,552,543	\$2,559,700	\$2,569,513	60.42%
General Administration	2,131,950	3,104,422	68.67%	2,268,403	\$3,545,847	\$3,557,297	63.77%
Plant Maintenance & Operations	7,114,309	9,803,867	72.57%	7,024,708	\$10,488,861	\$10,488,861	66.97%
Security & Monitoring Services	368,506	520,117	70.85%	424,543	\$715,336	\$715,336	59.35%
Data Processing Services	2,499,651	3,534,903	70.71%	2,636,172	\$3,894,532	\$3,894,532	67.69%
Community Service	61,276	132,597	46.21%	88,183	\$180,763	\$180,763	48.78%
Debt Service	0	0		0	\$0	\$0	
Facilities Acq. & Construction	0	0		0	\$0	\$0	
Contracted Institutional Services	19,537,689	43,794,260	44.61%	3,655	\$33,831,345	\$33,831,345	0.01%
Payments to Fiscal Agent	250	250	100.00%	21,860	\$60,000	\$60,000	36.43%
Payments to JJAEP Programs	3,000	3,000	100.00%	3,456	\$35,000	\$35,000	9.87%
Other Intergovernmental Charges	581,277	581,277	100.00%	567,162	\$567,162	\$567,162	100.00%
TOTAL EXPENDITURES	\$91,739,235	\$150,956,339	60.77%	\$78,964,328	\$154,447,701	\$154,459,831	51.12%
SURPLUS / (DEFICIT)	\$59,241,200	\$8,665,120		\$68,694,263	(\$2,465,049)	(\$2,465,049)	
OTHER FINANCING SOURCES / (USES)							
Other Financing Sources	\$380,186	\$565,578		\$228,375	\$0	\$0	
Other Financing Uses	\$0	\$0		\$0	\$0	\$0	
NET CHANGE IN FUND BALANCE	\$59,621,386	\$9,230,698		\$68,922,638	(\$2,465,049)	(\$2,465,049)	
ENDING FUND BALANCE	\$110,541,164			\$129,073,114			



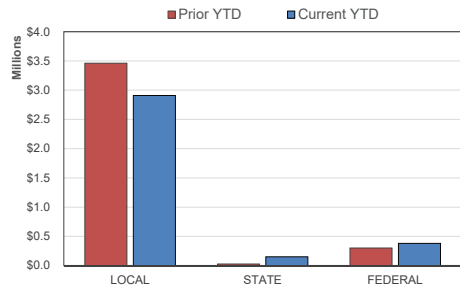
Coppell Independent School District

Food Service Funds | Financial Summary

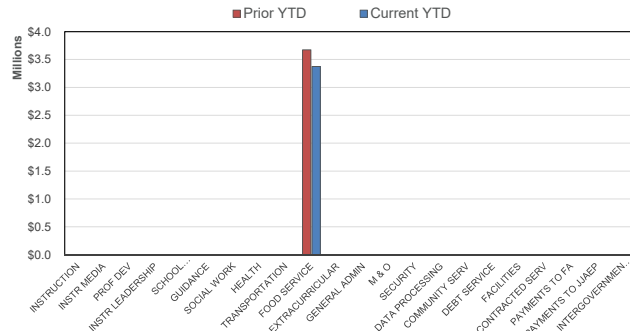
For the Period Ending April 30, 2020

	YTD % of PY			YTD % of			
	Prior YTD	Prior Year Actual	Actual	Current YTD	Original Budget	Current Budget	Current Budget
REVENUES							
Local & Intermediate	\$3,461,097	\$4,263,776	81.17%	\$2,907,244	\$4,398,313	\$4,398,313	66.10%
State Program	29,177	49,748	58.65%	152,210	119,183	\$187,616	81.13%
Federal Program	300,931	570,274	52.77%	379,573	607,745	\$607,745	62.46%
TOTAL REVENUE	\$3,791,205	\$4,883,798	77.63%	\$3,439,027	\$5,125,241	\$5,193,674	66.22%
EXPENDITURES							
Instruction	\$0	\$0		\$0	\$0	\$0	
Instructional Media	0	0		0	0	0	
Curriculum & Personnel Development	0	0		0	0	0	
Instructional Leadership	0	0		0	0	0	
School Leadership	0	0		0	0	0	
Guidance & Counseling	0	0		0	0	0	
Social Work Services	0	0		0	0	0	
Health Services	0	0		0	0	0	
Pupil Transportation	0	0		0	0	0	
Food Services	3,672,386	5,173,128	70.99%	3,374,956	5,137,084	5,205,517	64.83%
Extracurricular Activities	0	0		0	0	0	
General Administration	0	0		0	0	0	
Plant Maintenance & Operations	0	0		0	0	0	
Security & Monitoring Services	0	0		0	0	0	
Data Processing Services	0	0		0	0	0	
Community Service	0	0		0	0	0	
Debt Service	0	0		0	0	0	
Facilities Acq. & Construction	0	0		0	0	0	
Contracted Institutional Services	0	0		0	0	0	
Payments to Fiscal Agent	0	0		0	0	0	
Payments to JJAEP Programs	0	0		0	0	0	
Other Intergovernmental Charges	0	0		0	0	0	
TOTAL EXPENDITURES	\$3,672,386	\$5,173,128	70.99%	\$3,374,956	\$5,137,084	\$5,205,517	64.83%
SURPLUS / (DEFICIT)	\$118,819	(\$289,330)		\$64,071	(\$11,843)	(\$11,843)	
OTHER FINANCING SOURCES / (USES)							
Other Financing Sources	\$10,966	\$18,349		\$0	\$0	\$0	
Other Financing Uses	\$0	\$0		\$0	\$0	\$0	
NET CHANGE IN FUND BALANCE	\$129,785	(\$270,981)		\$64,071	(\$11,843)	(\$11,843)	
ENDING FUND BALANCE	\$1,188,386			\$851,690			

Revenues by Source | Prior YTD vs. Current YTD



Expenditures by Object: Prior YTD vs. Current YTD

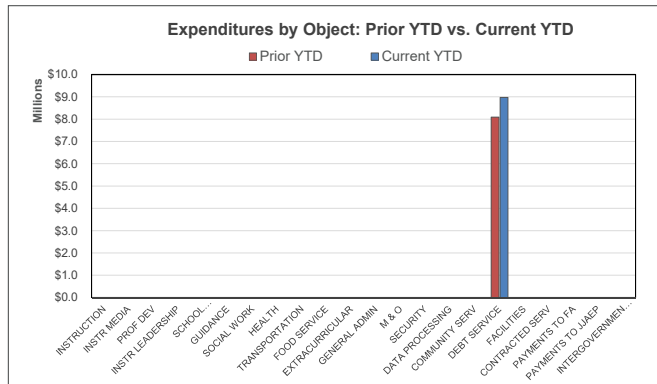
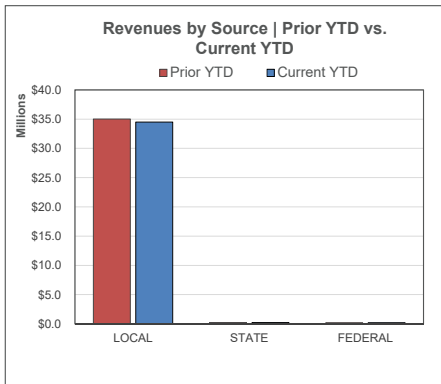


Coppell Independent School District

Debt Service Funds | Financial Summary

For the Period Ending April 30, 2020

	Prior YTD	Prior Year Actual	YTD % of PY Actual	Current YTD	Original Budget	Current Budget	YTD % of Current Budget
REVENUES							
Local & Intermediate	\$35,003,287	\$35,288,417	99.19%	\$34,486,099	\$34,505,475	\$34,505,475	99.94%
State Program	232,625	233,199	99.75%	227,664	244,971	\$244,971	92.94%
Federal Program	187,483	374,966	50.00%	207,804	374,966	\$374,966	55.42%
TOTAL REVENUE	\$35,423,395	\$35,896,582	98.68%	\$34,921,567	\$35,125,412	\$35,125,412	99.42%
EXPENDITURES							
Instruction	\$0	\$0		\$0	\$0	\$0	
Instructional Media	0	0		0	0	0	
Curriculum & Personnel Development	0	0		0	0	0	
Instructional Leadership	0	0		0	0	0	
School Leadership	0	0		0	0	0	
Guidance & Counseling	0	0		0	0	0	
Social Work Services	0	0		0	0	0	
Health Services	0	0		0	0	0	
Pupil Transportation	0	0		0	0	0	
Food Services	0	0		0	0	0	
Extracurricular Activities	0	0		0	0	0	
General Administration	0	0		0	0	0	
Plant Maintenance & Operations	0	0		0	0	0	
Security & Monitoring Services	0	0		0	0	0	
Data Processing Services	0	0		0	0	0	
Community Service	0	0		0	0	0	
Debt Service	8,091,482	34,814,404	23.24%	8,976,472	36,728,669	36,728,669	24.44%
Facilities Acq. & Construction	0	0		0	0	0	
Contracted Institutional Services	0	0		0	0	0	
Payments to Fiscal Agent	0	0		0	0	0	
Payments to JJAEP Programs	0	0		0	0	0	
Other Intergovernmental Charges	0	0		0	0	0	
TOTAL EXPENDITURES	\$8,091,482	\$34,814,404	23.24%	\$8,976,472	\$36,728,669	\$36,728,669	24.44%
SURPLUS / (DEFICIT)	\$27,331,913	\$1,082,178		\$25,945,095	(\$1,603,257)	(\$1,603,257)	
OTHER FINANCING SOURCES / (USES)							
Other Financing Sources	\$0	\$50,250,032		\$0	\$0	\$0	
Other Financing Uses	\$0	(\$23,682,882)		\$0	\$0	\$0	
NET CHANGE IN FUND BALANCE	\$27,331,913	\$27,649,328		\$25,945,095	(\$1,603,257)	(\$1,603,257)	
ENDING FUND BALANCE	\$33,884,531			\$35,022,025			



COPPELL ISD
Property Tax Collections Report
April 01 - 30, 2020

	Report Name	Base Tax Levy	Penalty & Interest	Collection Fees	Total
Collections:					
Payments Received	AC003P	\$748,463.26	\$81,275.45	\$46,998.50	\$876,737.21
Adjustments to Collections:					
Refunds/Levy Corrections	AC003A	(\$189,793.87)	(\$34.24)	(\$17.99)	(\$189,846.10)
Return Check Items	AC003A	\$0.00	\$0.00	\$0.00	\$0.00
Transfers/Reversals	AC003A	(\$7,202.96)	(\$489.48)	\$4.26	(\$7,688.18)
Total Adjustments to Collections	AC003A	(\$196,996.83)	(\$523.72)	(\$13.73)	(\$197,534.28)
Maintenance & Operations	AC002A	\$442,239.54	\$64,653.62	\$46,984.77	\$553,877.93
Interest & Sinking	AC002A	\$109,226.89	\$16,098.11	\$0.00	\$125,325.00
Net Collections	AC002A	\$551,466.43	\$80,751.73	\$46,984.77	\$679,202.93
Transferred Refund from Escrow	AC002A	\$0.00			\$0.00
Rendition Penalty	AC006A	(\$188.98)			(\$188.98)
Collections Fee		\$0.00			\$0.00
Total Miscellaneous Items		(\$188.98)			(\$188.98)
M&O Net Payment to Entity		\$442,050.56	\$64,653.62		\$506,704.18
I&S Net Payment to Entity		\$109,226.89	\$16,098.11		\$125,325.00
Total Net Payment to Entity		\$551,277.45	\$80,751.73		\$632,029.18
Net Adjustment to Levy	AR006A	(\$361,767.76)			
Current Year Collection Percentage Based on Monthly Collections:				99.21%	

Total Net Payment to Entity = (Payments Received - Total Adj to Coll - Total Misc. Items)

M&O Net Payment to Entity = (Maintenance & Operations - Total Miscellaneous Items)

Detail reports will not be attached if no activity occurred for the month.

In accordance with the requirements of the Texas Property Tax Code, Chapter 31, Section 31.10 Paragraph (a), the attached tax collections report is respectfully submitted.

I, John R. Ames, CTA, Dallas County Tax Assessor/Collector, do hereby certify the attached collection totals, to the best of my knowledge.



[Signature]
 John R. Ames, CTA
 Dallas County Tax Assessor/Collector

[Signature]
 Notary Public, State of Texas

Sworn and subscribed before me, this 6 day of May, 2020.

Collection Breakdown For Tax Unit 1110 COPPELL ISD

Run By: SA_STEPHENS
510573

Print Date: 05/04/2020 10:53 am

		Base Tax Levy	Penalty & Interest	Collection Fees	Total
2019	M & O Collections	\$370,161.92	\$48,923.00	\$32,135.82	\$451,220.74
	I & S Collections	\$90,989.85	\$12,025.83	\$0.00	\$103,015.68
	Total	\$461,151.77	\$60,948.83	\$32,135.82	\$554,236.42
2018	M & O Collections	\$52,538.28	\$5,749.59	\$6,814.46	\$65,102.33
	I & S Collections	\$13,044.77	\$1,427.57	\$0.00	\$14,472.34
	Total	\$65,583.05	\$7,177.16	\$6,814.46	\$79,574.67
2017	M & O Collections	\$8,308.03	\$4,065.28	\$3,688.49	\$16,061.80
	I & S Collections	\$2,184.94	\$1,069.15	\$0.00	\$3,254.09
	Total	\$10,492.97	\$5,134.43	\$3,688.49	\$19,315.89
2016	M & O Collections	\$9,261.67	\$4,694.57	\$3,561.11	\$17,517.35
	I & S Collections	\$2,554.48	\$1,294.80	\$0.00	\$3,849.28
	Total	\$11,816.15	\$5,989.37	\$3,561.11	\$21,366.63
2015	M & O Collections	\$1,969.64	\$1,221.18	\$784.89	\$3,975.71
	I & S Collections	\$452.85	\$280.76	\$0.00	\$733.61
	Total	\$2,422.49	\$1,501.94	\$784.89	\$4,709.32
Total M & O Collections		\$442,239.54	\$64,653.62	\$46,984.77	\$553,877.93
Total I & S Collections		\$109,226.89	\$16,098.11	\$0.00	\$125,325.00
Total Collections		\$551,466.43	\$80,751.73	\$46,984.77	\$679,202.93

DALLAS COUNTY TAX COLLECTION SYSTEM
TAX COLLECTOR MONTHLY REPORT
FROM 04/01/2020 TO 04/30/2020

JURISDICTION: 1110 COPPELL ISD

YEAR	TAXES DUE	MONTH ADJ	ADJUSTMENT YTD	LEVY PAID	PAID YTD	BALANCE	COLL %	YTD UNCOLL
2019	169,410,451.44	344,481.00-	4,526,077.68	461,151.77	172,569,917.40	1,366,611.72	99.21	0.00
2018	567,716.51	14,471.73-	343,837.47-	65,583.05	65,889.29-	289,768.33	29.43-	1,655.85-
2017	229,966.09	2,815.03-	34,252.86-	10,492.97	13,483.81	182,229.42	6.89	1,555.12-
2016	182,729.36	.00	4,654.82	11,816.15	17,479.99	169,904.19	9.33	0.00
2015	140,938.39	.00	2,295.83-	2,422.49	4,102.18	134,540.38	2.96	0.00
2014	88,322.46	.00	2,999.68-	0.00	1,162.18	84,160.60	1.36	0.00
2013	65,620.47	.00	0.00	0.00	844.81	64,775.66	1.29	0.00
2012	33,065.52	.00	0.00	0.00	793.62	32,271.90	2.40	0.00
2011	22,252.98	.00	0.00	0.00	796.63	21,456.35	3.58	0.00
2010	30,299.32	.00	0.00	0.00	1.42	30,297.90	.00	0.00
2009	24,496.42	.00	0.00	0.00	1.28	24,495.14	.01	0.00
2008	11,100.04	.00	9,427.17-	0.00	1.28	1,671.59	.08	0.00
2007	898.48	.00	0.00	0.00	1.27	897.21	.14	0.00
2006	1,128.93	.00	0.00	0.00	0.00	1,128.93	.00	0.00
2005	120.00	.00	0.00	0.00	0.00	120.00	.00	0.00
2004	113.16	.00	0.00	0.00	0.00	113.16	.00	0.00
2003	17,364.44	.00	0.00	0.00	0.00	17,364.44	.00	0.00
2002	187.92	.00	0.00	0.00	0.00	187.92	.00	0.00
2001	106.28	.00	0.00	0.00	0.00	106.28	.00	0.00
2000	99.52	.00	0.00	0.00	0.00	99.52	.00	0.00
1999	96.32	.00	0.00	0.00	0.00	96.32	.00	0.00
1998	1,787.49	.00	20.64-	0.00	0.00	1,766.85	.00	0.00
****	170,828,861.54	361,767.76-	4,137,898.85	551,466.43	172,542,696.58	2,424,063.81		3,210.97-