

# Coppell Independent School District

## 5Cast Plus Revenue Dashboard

This worksheet is designed to provide a snapshot at a given point in time of key performance indicators relevant to your organization's fiscal performance.

### General Fund | Dashboard Summary

For the Period Ending February 28, 2020

Projected Year End Fund Balance as % of Budgeted Revenues



Actual YTD Revenues



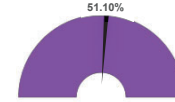
Projected YTD Revenues  
93.52%

Actual YTD Local Sources



Projected YTD Local Sources  
97.49%

Actual YTD State Sources



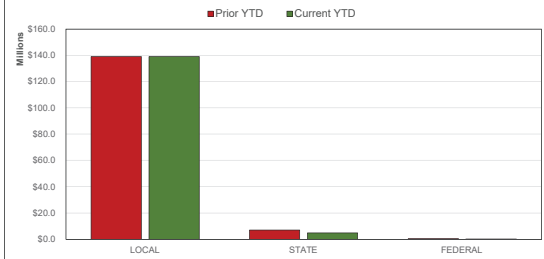
Projected YTD State Sources  
34.60%

### Revenue Analysis

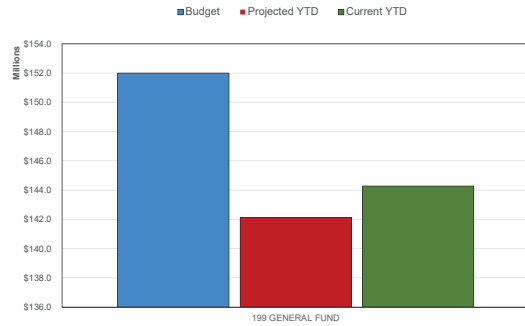
Top 10 Sources of Revenue by Object (YTD)

Taxes-Current Year Levy	\$137,300,377
Trs/Trs Care - On-Behalf Paymt	\$2,653,785
Foundation School Program Entl	\$1,187,129
Earnings-Temp Deposits&Invest	\$936,433
Per Capita Apportionment	\$844,536
Other Revenues Local Sources	\$420,782
Athletic Revenue	\$213,982
Sale Of Real&Personal Property	\$207,254
Federal Rev Distributed By Tea	\$197,175
Penalties-Interest-Oth Tax Rev	\$155,602
<b>Percent of Total Revenues YTD</b>	<b>99.89%</b>

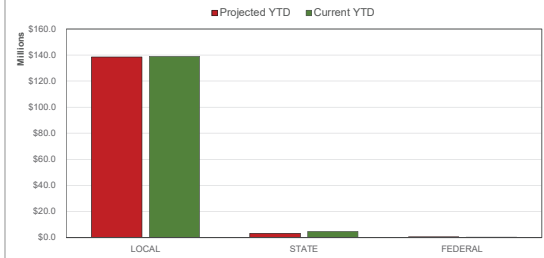
Revenue by Source | Prior YTD vs. Current YTD



Revenues by Fund | Budget / Projected YTD / Current YTD



Revenue by Source | Projected YTD vs. Current YTD



# Coppell Independent School District

## 5Cast Plus Expenditure Dashboard

This worksheet is designed to provide a snapshot at a given point in time of key performance indicators relevant to your organization's fiscal performance.

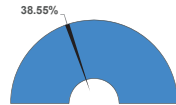
### General Fund | Expenditure Dashboard Summary

For the Period Ending February 28, 2020

Projected Year End Fund Balance as % of Budgeted Expenditures

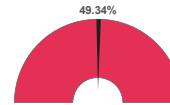


Actual YTD Expenditures



Projected YTD Expenditures  
42.64%

Actual YTD Instruction



Projected YTD Instruction  
50.80%

Actual YTD All Other Functions



Projected YTD All Other Functions  
35.33%

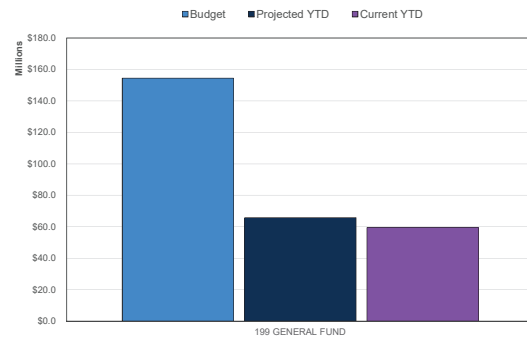
### Expenditure Analysis

Top 10 Expenditures by Function (YTD)

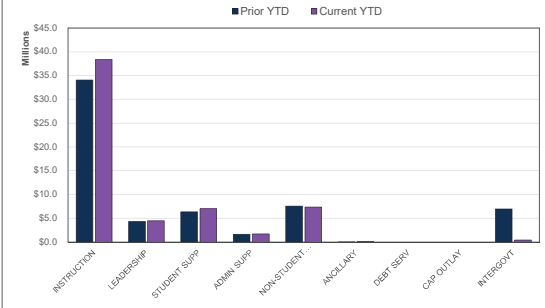
Instruction	\$36,131,685
Plant Maint/Operations	\$5,059,159
School Leadership	\$3,271,106
Student Transportation	\$2,834,540
Guidance/Counsel/Eval Svs	\$2,143,191
Data Processing Svs	\$2,008,281
General Administration	\$1,747,478
Curri/Instruc Staff Devel	\$1,387,727
Cocurr/Extracurr Activity	\$1,224,686
Instructional Leadership	\$1,224,381

Percent of Total Expenditures YTD **95.78%**

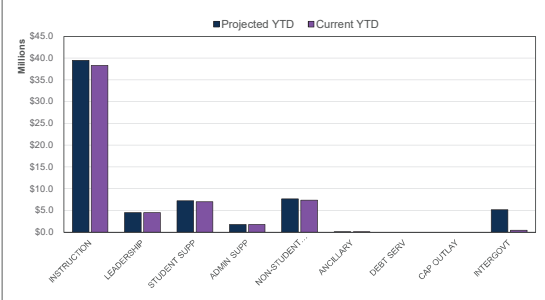
Expenditures by Fund | Budget / Projected YTD / Current YTD



Expenditures by Function | Prior YTD vs. Current YTD



Expenditures by Function | Projected YTD vs. Current YTD

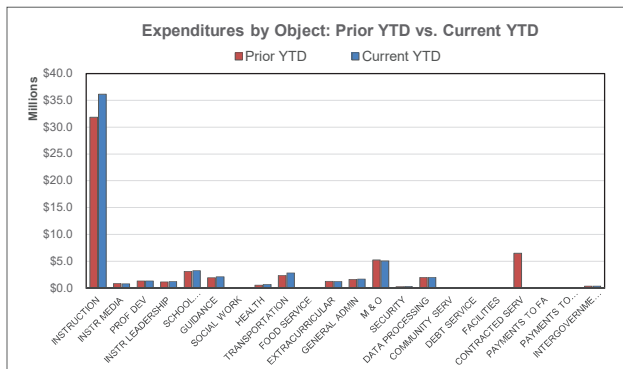
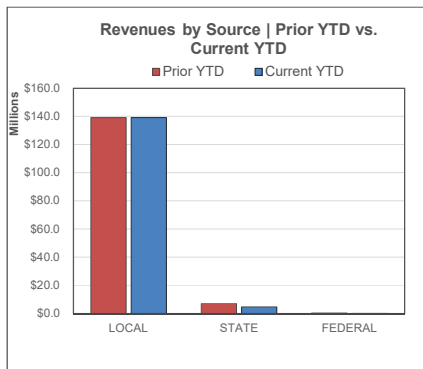


# Coppell Independent School District

## General Fund | Financial Summary

For the Period Ending February 28, 2020

	YTD % of PY Actual			YTD % of Current Budget			
	Prior YTD	Prior Year Actual	YTD % of PY Actual	Current YTD	Original Budget	Current Budget	YTD % of Current Budget
<b>REVENUES</b>							
Local & Intermediate	\$138,997,261	\$143,197,566	97.07%	\$139,093,739	\$142,106,157	\$142,114,157	97.87%
State Program	6,937,309	15,331,354	45.25%	4,689,049	\$9,176,495	\$9,176,495	51.10%
Federal Program	454,507	1,092,539	41.60%	262,726	\$700,000	\$700,000	37.53%
<b>TOTAL REVENUE</b>	<b>\$146,389,077</b>	<b>\$159,621,459</b>	<b>91.71%</b>	<b>\$144,045,514</b>	<b>\$151,982,652</b>	<b>\$151,990,652</b>	<b>94.77%</b>
<b>EXPENDITURES</b>							
Instruction	\$31,843,680	\$64,258,975	49.56%	\$36,131,685	\$73,222,900	\$73,316,593	49.28%
Instructional Media	880,171	1,661,613	52.97%	851,382	\$1,707,192	\$1,720,242	49.49%
Curriculum & Personnel Development	1,338,101	2,854,754	46.87%	1,387,727	\$3,292,322	\$3,122,522	44.44%
Instructional Leadership	1,181,489	2,328,562	50.74%	1,224,381	\$2,544,470	\$2,558,270	47.86%
School Leadership	3,141,992	6,329,448	49.64%	3,271,106	\$6,684,482	\$6,686,932	48.92%
Guidance & Counseling	1,933,963	3,799,854	50.90%	2,143,191	\$4,562,296	\$4,603,358	46.56%
Social Work Services	159,226	345,855	46.04%	102,287	\$357,016	\$357,016	28.65%
Health Services	600,133	1,219,393	49.22%	721,188	\$1,456,477	\$1,456,672	49.51%
Pupil Transportation	2,372,942	4,357,490	54.46%	2,834,540	\$4,742,000	\$4,742,000	59.78%
Food Services	0	0		0	\$0	\$0	
Extracurricular Activities	1,319,683	2,325,702	56.74%	1,224,686	\$2,559,700	\$2,558,800	47.86%
General Administration	1,665,144	3,104,422	53.64%	1,747,478	\$3,545,847	\$3,557,297	49.12%
Plant Maintenance & Operations	5,213,883	9,803,867	53.18%	5,059,159	\$10,488,861	\$10,488,861	48.23%
Security & Monitoring Services	287,384	520,117	55.25%	329,135	\$715,336	\$715,336	46.01%
Data Processing Services	2,042,111	3,534,903	57.77%	2,008,281	\$3,894,532	\$3,894,532	51.57%
Community Service	48,090	132,597	36.27%	71,863	\$180,763	\$180,763	39.76%
Debt Service	0	0		0	\$0	\$0	
Facilities Acq. & Construction	0	0		0	\$0	\$0	
Contracted Institutional Services	6,512,563	43,794,260	14.87%	3,655	\$33,831,345	\$33,831,345	0.01%
Payments to Fiscal Agent	0	250	0.00%	2,745	\$60,000	\$60,000	4.58%
Payments to JJAEP Programs	3,000	3,000	100.00%	3,456	\$35,000	\$35,000	9.87%
Other Intergovernmental Charges	435,960	581,277	75.00%	425,373	\$567,162	\$567,162	75.00%
<b>TOTAL EXPENDITURES</b>	<b>\$60,979,515</b>	<b>\$150,956,339</b>	<b>40.40%</b>	<b>\$59,543,318</b>	<b>\$154,447,701</b>	<b>\$154,452,701</b>	<b>38.55%</b>
<b>SURPLUS / (DEFICIT)</b>	<b>\$85,409,562</b>	<b>\$8,665,120</b>		<b>\$84,502,196</b>	<b>(\$2,465,049)</b>	<b>(\$2,462,049)</b>	
<b>OTHER FINANCING SOURCES / (USES)</b>							
Other Financing Sources	\$205,297	\$565,578		\$227,961	\$0	\$0	
Other Financing Uses	\$0	\$0		\$0	\$0	\$0	
<b>NET CHANGE IN FUND BALANCE</b>	<b>\$85,614,859</b>	<b>\$9,230,698</b>		<b>\$84,730,157</b>	<b>(\$2,465,049)</b>	<b>(\$2,462,049)</b>	
<b>ENDING FUND BALANCE</b>	<b>\$136,534,634</b>			<b>\$144,880,635</b>			

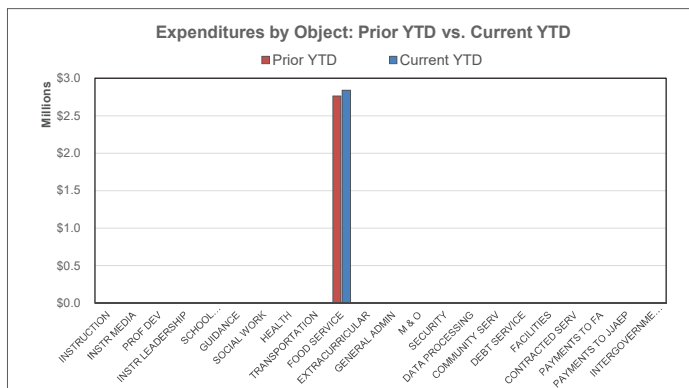
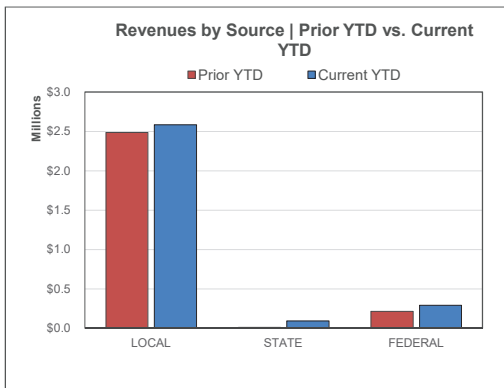


# Coppell Independent School District

## Food Service Funds | Financial Summary

For the Period Ending February 28, 2020

	YTD % of PY Actual			YTD % of Current Budget			
	Prior YTD	Prior Year Actual	YTD % of PY Actual	Current YTD	Original Budget	Current Budget Budget	YTD % of Current Budget
<b>REVENUES</b>							
Local & Intermediate	\$2,485,903	\$4,263,776	58.30%	\$2,582,861	\$4,398,313	\$4,398,313	58.72%
State Program	8,394	49,748	16.87%	92,164	119,183	\$187,616	49.12%
Federal Program	214,779	570,274	37.66%	291,020	607,745	\$607,745	47.89%
<b>TOTAL REVENUE</b>	<b>\$2,709,076</b>	<b>\$4,883,798</b>	<b>55.47%</b>	<b>\$2,966,045</b>	<b>\$5,125,241</b>	<b>\$5,193,674</b>	<b>57.11%</b>
<b>EXPENDITURES</b>							
Instruction	\$0	\$0		\$0	\$0	\$0	
Instructional Media	0	0		0	0	0	
Curriculum & Personnel Development	0	0		0	0	0	
Instructional Leadership	0	0		0	0	0	
School Leadership	0	0		0	0	0	
Guidance & Counseling	0	0		0	0	0	
Social Work Services	0	0		0	0	0	
Health Services	0	0		0	0	0	
Pupil Transportation	0	0		0	0	0	
Food Services	2,762,776	5,173,128	53.41%	2,837,824	5,137,084	5,205,517	54.52%
Extracurricular Activities	0	0		0	0	0	
General Administration	0	0		0	0	0	
Plant Maintenance & Operations	0	0		0	0	0	
Security & Monitoring Services	0	0		0	0	0	
Data Processing Services	0	0		0	0	0	
Community Service	0	0		0	0	0	
Debt Service	0	0		0	0	0	
Facilities Acq. & Construction	0	0		0	0	0	
Contracted Institutional Services	0	0		0	0	0	
Payments to Fiscal Agent	0	0		0	0	0	
Payments to JJAEP Programs	0	0		0	0	0	
Other Intergovernmental Charges	0	0		0	0	0	
<b>TOTAL EXPENDITURES</b>	<b>\$2,762,776</b>	<b>\$5,173,128</b>	<b>53.41%</b>	<b>\$2,837,824</b>	<b>\$5,137,084</b>	<b>\$5,205,517</b>	<b>54.52%</b>
<b>SURPLUS / (DEFICIT)</b>	<b>(\$53,700)</b>	<b>(\$289,330)</b>		<b>\$128,221</b>	<b>(\$11,843)</b>	<b>(\$11,843)</b>	
<b>OTHER FINANCING SOURCES / (USES)</b>							
Other Financing Sources	\$10,966	\$18,349		\$0	\$0	\$0	
Other Financing Uses	\$0	\$0		\$0	\$0	\$0	
<b>NET CHANGE IN FUND BALANCE</b>	<b>(\$42,734)</b>	<b>(\$270,981)</b>		<b>\$128,221</b>	<b>(\$11,843)</b>	<b>(\$11,843)</b>	
<b>ENDING FUND BALANCE</b>	<b>\$1,015,867</b>			<b>\$915,841</b>			



# Coppell Independent School District

## Debt Service Funds | Financial Summary

For the Period Ending February 28, 2020

	YTD % of PY Actual			YTD % of Current Budget			
	Prior YTD	Prior Year Actual	YTD % of PY Actual	Current YTD	Original Budget	Current Budget	YTD % of Current Budget
<b>REVENUES</b>							
Local & Intermediate	\$34,353,785	\$35,288,417	97.35%	\$33,974,888	\$34,505,475	\$34,505,475	98.46%
State Program	232,625	233,199	99.75%	232,682	244,971	\$244,971	94.98%
Federal Program	187,483	374,966	50.00%	267,028	374,966	\$374,966	71.21%
<b>TOTAL REVENUE</b>	<b>\$34,773,893</b>	<b>\$35,896,582</b>	<b>96.87%</b>	<b>\$34,474,598</b>	<b>\$35,125,412</b>	<b>\$35,125,412</b>	<b>98.15%</b>
<b>EXPENDITURES</b>							
Instruction	\$0	\$0		\$0	\$0	\$0	
Instructional Media	0	0		0	0	0	
Curriculum & Personnel Development	0	0		0	0	0	
Instructional Leadership	0	0		0	0	0	
School Leadership	0	0		0	0	0	
Guidance & Counseling	0	0		0	0	0	
Social Work Services	0	0		0	0	0	
Health Services	0	0		0	0	0	
Pupil Transportation	0	0		0	0	0	
Food Services	0	0		0	0	0	
Extracurricular Activities	0	0		0	0	0	
General Administration	0	0		0	0	0	
Plant Maintenance & Operations	0	0		0	0	0	
Security & Monitoring Services	0	0		0	0	0	
Data Processing Services	0	0		0	0	0	
Community Service	0	0		0	0	0	
Debt Service	8,091,217	34,814,404	23.24%	8,976,197	36,728,669	36,728,669	24.44%
Facilities Acq. & Construction	0	0		0	0	0	
Contracted Institutional Services	0	0		0	0	0	
Payments to Fiscal Agent	0	0		0	0	0	
Payments to JJAEP Programs	0	0		0	0	0	
Other Intergovernmental Charges	0	0		0	0	0	
<b>TOTAL EXPENDITURES</b>	<b>\$8,091,217</b>	<b>\$34,814,404</b>	<b>23.24%</b>	<b>\$8,976,197</b>	<b>\$36,728,669</b>	<b>\$36,728,669</b>	<b>24.44%</b>
<b>SURPLUS / (DEFICIT)</b>	<b>\$26,682,676</b>	<b>\$1,082,178</b>		<b>\$25,498,401</b>	<b>(\$1,603,257)</b>	<b>(\$1,603,257)</b>	
<b>OTHER FINANCING SOURCES / (USES)</b>							
Other Financing Sources	\$0	\$50,250,032		\$0	\$0	\$0	
Other Financing Uses	\$0	(\$23,682,882)		\$0	\$0	\$0	
<b>NET CHANGE IN FUND BALANCE</b>	<b>\$26,682,676</b>	<b>\$27,649,328</b>		<b>\$25,498,401</b>	<b>(\$1,603,257)</b>	<b>(\$1,603,257)</b>	
<b>ENDING FUND BALANCE</b>	<b>\$33,235,293</b>			<b>\$34,575,331</b>			

