

**General Fund
Monthly Financial Report
as of
June 30, 2016**

		Budget	Received to Date	Remaining	Percent Remaining
Revenues:					
5700	Local, Intermediate, Other	\$ 1,035,731	\$ 1,231,107	\$ (195,376)	-18.9%
5711	Property Taxes, Current Year	107,176,767	106,641,605	535,162	0.5%
5712	Prior Yr Taxes	-	809,988	(809,988)	0.0%
5716	Rollback Taxes	-	4,408	(4,408)	
5719	Taxes Penalties & Interest	300,000	198,743	101,257	33.8%
5742	Interest Earnings	65,000	322,573	(257,573)	-396.3%
5800	State Program Revenues	7,276,204	2,597,709	4,678,495	64.3%
5900	Federal Program Revenues	100,000	209,967	(109,967)	0.0%
7912	Sale of Real & Personal Property	68,231	68,231	-	0.0%
	Total Revenues	\$ 116,021,933	\$ 112,084,331	\$ 3,937,602	3.4%

		Budget	Expended to Date	Remaining	Percent Remaining
Expenditures					
11	Instruction	\$ 58,198,056	\$ 50,766,894	\$ 7,431,162	12.8%
12	Instructional Resources and Media Services	1,358,254	1,175,515	182,739	13.5%
13	Curriculum and Instructional Staff Development	483,241	303,476	179,765	37.2%
21	Instructional Leadership	2,129,256	1,583,149	546,107	25.6%
23	School Leadership	5,491,473	4,422,337	1,069,136	19.5%
31	Guidance, Counseling and Evaluation Services	3,453,530	2,751,104	702,426	20.3%
32	Social Work Services	11,725	4,527	7,198	61.4%
33	Health Services	995,841	863,471	132,371	13.3%
34	Student Transportation	2,099,943	1,999,840	100,103	4.8%
36	Cocurricular/Extracurricular Activities	2,192,628	1,775,979	416,649	19.0%
41	General Administration	3,270,970	2,517,769	753,201	23.0%
51	Plant Maintenance and Operations	8,673,353	7,381,319	1,292,034	14.9%
52	Security and Monitoring Services	308,980	215,425	93,555	30.3%
53	Data Processing Services	3,275,736	2,495,437	780,299	23.8%
61	Community Services	183,444	142,249	41,195	22.5%
81	Capital Outlay	673,647	673,646	1	0.0%
91	Contracted Instructional Services	25,102,279	16,830,448	8,271,831	33.0%
93	Payments to Fiscal Agent/Member Districts	36,272	36,272	-	0.0%
95	Payments to JJAEP	35,000	22,608	12,392	35.4%
99	Other Governmental Charges	495,000	495,000	-	0.0%
	Total Expenditures	\$ 118,468,628	\$ 96,456,463	\$ 22,012,165	18.6%

**Special Revenue Funds
Monthly Financial Report
as of
June 30, 2016**

		Budget	Received to Date	Remaining	Percent Remaining
Revenues:					
5700	Local, Intermediate, Other	\$ 2,090,567	\$ 2,084,538	\$ 6,029	0.3%
5800	State Program Revenues	2,289,935	45,214	2,244,721	98.0%
5900	Federal Program Revenues	2,606,540	1,489,481	1,117,059	42.9%
7900	Other Resources	-	-	-	-
	Total Revenues	<u>\$ 6,987,042</u>	<u>\$ 3,619,233</u>	<u>\$ 3,367,809</u>	48.2%

		Budget	Expended to Date	Remaining	Percent Remaining
Expenditures					
11	Instruction	\$ 4,720,663	\$ 1,935,798	\$ 2,784,865	59.0%
12	Instructional Resources and Media Services	78,637	19,307	59,330	75.4%
13	Curriculum and Instructional Staff Development	294,386	217,213	77,173	26.2%
21	Instructional Leadership	22,941	17,727	5,214	22.7%
23	School Leadership	382,577	66,510	316,067	82.6%
31	Guidance, Counseling and Evaluation Services	1,029,725	890,078	139,647	13.6%
32	Social Work Services	-	-	-	-
33	Health Services	37	-	37	100.0%
34	Student Transportation	-	-	-	-
35	Food Services	-	-	-	-
36	Cocurricular/Extracurricular Activities	863,519	639,107	224,412	26.0%
41	General Administration	914	563	351	-
51	Plant Maintenance and Operations	3	-	3	100.0%
52	Security and Monitoring Services	1,860	1,230	630	33.9%
53	Data Processing Services	-	-	-	-
61	Community Services	11,339	4,102	7,237	63.8%
81	Facilities Acquisition & Construction	-	-	-	-
91	Contracted Instructional Services	-	-	-	-
93	Payments to Fiscal Agent/Member Districts	-	-	-	-
95	Payments to JJAEP	-	-	-	-
	Total Expenditures	<u>\$ 7,406,601</u>	<u>\$ 3,791,635</u>	<u>\$ 3,614,966</u>	48.8%

**Child Nutrition
Monthly Financial Report
as of
June 30, 2016**

		Budget	Received to Date	Remaining	Percent Remaining
Revenues:					
5700	Local, Intermediate, Other	\$ 3,775,525	\$ 3,710,746	\$ 64,779	1.7%
5800	State Program Revenues	96,000	19,781	76,219	79.4%
5900	Federal Program Revenues	718,395	371,117	347,278	48.3%
7900	Other Sources	-	-	-	-
	Total Revenues	\$ 4,589,920	\$ 4,101,644	\$ 488,276	10.6%

		Budget	Expended to Date	Remaining	Percent Remaining
Expenditures					
11	Instruction	-	-	-	-
12	Instructional Resources and Media Services	-	-	-	-
13	Curriculum and Instructional Staff Development	-	-	-	-
23	School Leadership	-	-	-	-
31	Guidance, Counseling and Evaluation Services	-	-	-	-
33	Health Services	-	-	-	-
34	Student Transportation	-	-	-	-
35	Food Services	\$ 4,930,224	\$ 4,156,840	\$ 773,384	15.7%
36	Cocurricular/Extracurricular Activities	-	-	-	-
41	General Administration	-	-	-	-
51	Plant Maintenance and Operations	-	-	-	-
52	Security and Monitoring Services	-	-	-	-
53	Data Processing Services	-	-	-	-
61	Community Services	-	-	-	-
91	Contracted Instructional Services	-	-	-	-
93	Payments to Fiscal Agent/Member Districts	-	-	-	-
95	Payments to JJAEP	-	-	-	-
8900	Other Uses - Transfer Out	-	-	-	-
	Total Expenditures	\$ 4,930,224	\$ 2,495,437	\$ 773,384	15.7%

Debt Service Fund
Monthly Financial Report
as of
June 30, 2016

		Budget	Received to Date	Remaining	Percent Remaining
Revenues:					
5711	Property Taxes, Current Year	\$ 24,425,428	\$ 24,519,005	\$ (93,577)	-0.4%
5712	Prior Yr Taxes, Penalty & Interest	-	178,698	(178,698)	0.0%
5719	Taxes Penalties & Interest	-	48,556	(48,556)	0.0%
5742	Interest Earnings	12,000	56,417	(44,417)	-370.1%
5749	Miscellaneous Revenue	-	49,672	(49,672)	0.0%
5800	State Program Revenues	-	308,128	(308,128)	0.0%
5900	Federal Program Revenues	370,968	186,284	184,685	0.0%
7900	Other Sources	-	-	-	0.0%
	Total Revenues	\$ 24,808,396	\$ 25,346,761	\$ (538,365)	-2.17%

		Budget	Expended to Date	Remaining	Percent Remaining
Expenditures					
11	Instruction	\$ -	\$ -	\$ -	\$ -
12	Instructional Resources and Media Services	-	-	-	-
13	Curriculum and Instructional Staff Development	-	-	-	-
21	Instructional Leadership	-	-	-	-
23	School Leadership	-	-	-	-
31	Guidance, Counseling and Evaluation Services	-	-	-	-
33	Health Services	-	-	-	-
34	Student Transportation	-	-	-	-
36	Cocurricular/Extracurricular Activities	-	-	-	-
41	General Administration	-	-	-	-
51	Plant Maintenance and Operations	-	-	-	-
52	Security and Monitoring Services	-	-	-	-
53	Data Processing Services	-	-	-	-
61	Community Services	-	-	-	-
71	Debt Service	\$ 24,748,729	4,170,423	\$ 20,578,306	83.15%
81	Facilities Acquisition and Construction	-	-	-	-
	Total Expenditures	\$ 24,748,729	\$ 4,170,423	\$ 20,578,306	83.15%

COPPELL ISD
Property Tax Collections Report
 June 01 - 30, 2016

	Report Name	Base Tax Levy	Penalty & Interest	Collection Fees	Total
Collections:					
Payments Received	AC003P	\$217,310.24	\$22,839.51	\$15,515.12	\$255,664.87
Adjustments to Collections:					
Refunds/Levy Corrections	AC003A	(\$136,953.66)	\$0.00	\$0.00	(\$136,953.66)
Return Check Items	AC003A	(\$215.85)	(\$32.38)	(\$49.65)	(\$297.88)
Transfers/Reversals	AC003A	\$508.70	(\$128.51)	(\$31.83)	\$348.36
Total Adjustments to Collections	AC003A	(\$136,660.81)	(\$160.89)	(\$81.48)	(\$136,903.18)
Maintenance & Operations	AC002A	\$65,325.73	\$18,431.01	\$15,433.64	\$99,190.38
Interest & Sinking	AC002A	\$15,323.70	\$4,247.61	\$0.00	\$19,571.31
Net Collections	AC002A	\$80,649.43	\$22,678.62	\$15,433.64	\$118,761.69
Transferred Refund from Escrow	AC002A	\$0.00			\$0.00
Rendition Penalty	AC006A	(\$239.41)			(\$239.41)
Collections Fee		\$0.00			\$0.00
Total Miscellaneous Items		(\$239.41)			(\$239.41)
M&O Net Payment to Entity		\$65,086.32	\$18,431.01		\$83,517.33
I&S Net Payment to Entity		\$15,323.70	\$4,247.61		\$19,571.31
Total Net Payment to Entity		\$80,410.02	\$22,678.62		\$103,088.64

Net Adjustment to Levy AR006A (\$159,591.49)

Current Year Collection Percentage Based on Monthly Collections: 99.52%


Total Net Payment to Entity = (Payments Received - Total Adj to Coll - Total Misc. Items)


M&O Net Payment to Entity = (Maintenance & Operations - Total Miscellaneous Items)


Detail reports will not be attached if no activity occurred for the month.

In accordance with the requirements of the Texas Property Tax Code, Chapter 31, Section 31.10 Paragraph (a), the attached tax collections report is respectfully submitted.

I, John R. Ames, CTA, Dallas County Tax Assessor/Collector, do hereby certify the attached collection totals, to the best of my knowledge.




 John R. Ames, CTA
 Dallas County Tax Assessor/Collector


 Notary Public, State of Texas

Sworn and subscribed before me, this 5 day of July, 2016.

Collection Breakdown For Tax Unit 1110 COPPELL ISD

Run By: WE_BAKER
405088

Print Date: 07/01/2016 03:00 pm

		Base Tax Levy	Penalty & Interest	Collection Fees	Total
2015	M & O Collections	\$42,200.71	\$16,218.47	\$14,459.23	\$72,878.41
	I & S Collections	\$9,702.60	\$3,728.83	\$0.00	\$13,431.43
	Total	\$51,903.31	\$19,947.30	\$14,459.23	\$86,309.84
2014	M & O Collections	\$23,023.41	\$1,050.19	\$290.02	\$24,363.62
	I & S Collections	\$5,490.21	\$250.43	\$0.00	\$5,740.64
	Total	\$28,513.62	\$1,300.62	\$290.02	\$30,104.26
2013	M & O Collections	\$13,053.88	\$215.28	\$181.99	\$13,451.15
	I & S Collections	\$2,927.66	\$48.28	\$0.00	\$2,975.94
	Total	\$15,981.54	\$263.56	\$181.99	\$16,427.09
2012	M & O Collections	(\$219.56)	\$12.58	\$8.81	(\$198.17)
	I & S Collections	(\$46.68)	\$2.67	\$0.00	(\$44.01)
	Total	(\$266.24)	\$15.25	\$8.81	(\$242.18)
2011	M & O Collections	(\$177.82)	\$38.76	\$25.15	(\$113.91)
	I & S Collections	(\$38.64)	\$8.43	\$0.00	(\$30.21)
	Total	(\$216.46)	\$47.19	\$25.15	(\$144.12)
2010	M & O Collections	(\$13,558.13)	\$0.00	\$0.00	(\$13,558.13)
	I & S Collections	(\$2,945.71)	\$0.00	\$0.00	(\$2,945.71)
	Total	(\$16,503.84)	\$0.00	\$0.00	(\$16,503.84)
2009	M & O Collections	\$995.31	\$885.82	\$464.27	\$2,345.40
	I & S Collections	\$232.93	\$207.31	\$0.00	\$440.24
	Total	\$1,228.24	\$1,093.13	\$464.27	\$2,785.64
2006	M & O Collections	\$7.93	\$9.91	\$4.17	\$22.01
	I & S Collections	\$1.33	\$1.66	\$0.00	\$2.99
	Total	\$9.26	\$11.57	\$4.17	\$25.00
	Total M & O Collections	\$65,325.73	\$18,431.01	\$15,433.64	\$99,190.38
	Total I & S Collections	\$15,323.70	\$4,247.61	\$0.00	\$19,571.31
	Total Collections	\$80,649.43	\$22,678.62	\$15,433.64	\$118,761.69